

# WYOMING'S HIGHWAY SAFETY PLAN



## FEDERAL FISCAL YEAR 2016

Highway Safety Program  
Wyoming Department of Transportation  
5300 Bishop Blvd. Cheyenne, Wyoming 82009-3340

**MATTHEW H. MEAD**  
Governor

**MATTHEW D. CARLSON, P.E.**  
Governor's Representative for  
Highway Safety

## Table of Contents

Process for Identifying Wyoming’s Highway Safety Problem Areas .....	1-8
Performance Goals, Measure of Success .....	9-20
State Crash Data.....	21-39
Highway Safety Plan Cost Summary.....	40-45a
Match Summary Report.....	46
Projects by Core Measure .....	47-48
Federal Funds 402.....	
P&A .....	49
MC .....	50
PT .....	51-57
RS.....	58-64
SA .....	65-75
PM.....	76-79
154AL - Alcohol .....	80-87
SAFETEA-LU 405 – Occupant Protection.....	88-90
SAFETEA-LU 408 Traffic Records .....	91
SAFETEA-LU 410 Alcohol .....	92-102
MAP 21 405b Occupant Protection .....	103-108
MAP 21 405c Data Program.....	109-119
MAP 21 405d Impaired Driving Program .....	120-137
MAP 21 405f – Motorcycle Awareness.....	138
Highway Safety Non-funding Projects .....	140-141
Appendix A State 402 Certifications and Assurances (23 USC Chapter 4).....	A1-A10
Appendix D - State 405 Certifications and Assurances (23 USC 405) .....	A11-A24
Appendix D - Summary .....	A25-A31
Appendix D - State 405 405b .....	B1-B93
Appendix D - State 405 405c .....	C1-C185
Appendix D - State 405 405d .....	D1-D163
Appendix D - State 405 405e .....	E1-E4
Appendix D - State 405 405f .....	F1-F45
Appendix D - State 405 405g .....	G1

## **I. Process for Identifying Wyoming's Highway Safety Problem Areas**

Wyoming's Highway Safety related problem identification process is done annually based on the most current calendar year final FARS data and state data. Data utilized for analysis of highway safety problem areas are primarily taken from two documents which involve information from many different highway safety related agencies or departments. Both documents are provided by the Wyoming Department of Transportation Highway Safety Program.

The "Wyoming's Comprehensive Report on Traffic Crashes" is compiled annually from traffic crash reports submitted by all levels of Wyoming law enforcement, ie: state highway patrol, sheriff's offices, municipal police departments, B.I.A., etc. Individual operator/owner crash reports are also utilized if the crash was not investigated. This document is the primary source of traffic crash information in Wyoming. It is provided to the general public, law enforcement, schools, lawyers, judges, insurance agencies, and interested local, county, and state government agencies. It is also available on the department website [www.dot.state.wy.us](http://www.dot.state.wy.us) for these safety advocates and data users. Traffic crash information is in the form of tables and graphs, easy to read and provides data which can be utilized by the reader for answering questions related to Wyoming's present and past traffic crash experiences. Information provided addresses Wyoming's traffic crash general statistics in the following categories:

1. General Crash Information
2. People Involved
3. Environmental Factors
4. Vehicles
5. Wyoming Communities
6. 14-20 Year Old Driver Involved Crashes
7. Alcohol Involved Traffic Crashes

Wyoming's Highway Safety related problem identification process is compiled annually for a more in depth analysis of traffic safety program areas which are directly eligible for federal highway safety funding consideration. These funds are apportioned and obligated each year to the State of Wyoming by the federal government through the National Highway Traffic Safety Administration for distribution throughout the state. The Wyoming Department of Transportation Highway Safety Program has the assigned responsibility of managing the pass-through funds each year. Since FFY2014 the problem identification process is part of our annual Highway Safety Plan (HSP). We have done so to show the link between problem identification, performance measures and evidence based countermeasures. Specific analysis topics are subject to change but presently address the following concerns:

1. Occupant Protection Issues
2. Alcohol Crashes
3. Speed Related Crashes
4. Police Traffic Services
5. Traffic Records Data Improvements
6. Traffic Crashes involving motorcyclists

7. General Statistics - Fatality Rates, Total Traffic Crash Histories and related Human Injury Severities.
8. Vehicle Registrations
9. Driver Registrations
10. Traffic Citations
11. Distracted Driving

This information is utilized to identify Wyoming's top traffic safety problem areas. This document helps determine the selection of highway safety projects placed in the annual Wyoming Highway Safety Plan for distribution of Wyoming's Federal Highway Safety Funds.

While the two documents previously described are the primary sources utilized in the statewide problem identification processes, other special reports or publications are be used to determine specific traffic safety related problems such as Alcohol and Crime in Wyoming, Wyoming's Observed Seat Belt Usage, ad hoc Crash Data, Vehicle/Driver Registrations, etc. Individual grant proposals and other agency problem statements are always considered by the Highway Safety Program. They are evaluated against the above documents for available funding.

## **II. How Programs/Projects which are included in the annual Highway Safety Plan are developed:**

Programs/projects that are included in Wyoming's Fiscal Year 2016 Highway Safety Planning Document are developed by analyzing the problem identification information described previously and final decisions and selections are determined by the Highway Safety Program.

Programs/projects in our FFY2016 Highway Safety Plan (HSP) were developed through a planning process detailed below. In addition, our FFY2016 HSP contains performance measures and performance targets that are evidence based. Our partners in this process consist of the WYDOT-Crash Data Management Section (Crash Data), WYDOT-Financial Services, WYDOT-Internal Review, WYDOT – Planning Department, Wyoming Highway Patrol (WHP), Wyoming Association of Sheriffs and Chiefs of Police (WASCOP) Traffic Safety Committee, Johnson & Associates (Alcohol Factors), NHTSA (FARS), DLN Consulting, Laramie Police Department (DRE Program).

Lastly, our FFY2016 HSP is consistent with the 2012 Wyoming Strategic Highway Safety Plan. Our efforts to coordinate these two plans are detailed later in this section.

Data trends within Wyoming were analyzed for purposes of setting targets and for allocating resources in our FFY2016 HSP. Analysis of these trends included Final FARS data, problem identification State data and Emphasis Areas 2 – Use of Safety Restraints, 3 – Impaired Driving, 4 - Speeding and 6 – Young Drivers (25 and Under) in the 2012 Wyoming Strategic Highway Safety Plan. In turn, resources have been allocated in our FFY2016 HSP consistent with data trends.

All letters of interest must be received by the Highway Safety Program by March 16 each year for consideration in the following Fiscal Year's Highway Safety Plan. The following is the annual fiscal year time frame for Wyoming's Highway Safety Plan process:

- October thru March - New Grant Applications Received
  - 1. February/March/April –Letters and Meetings used for communicating with Key Program Area participants for program discussions and soliciting ideas for possible submissions to the Highway Safety Program by March 16.
  
- March-May - Annual Highway Safety Problem I.D. Completed
  - 1. Used for Benchmark Report Document, Planning Documents, and determining long and short range performance goals and time frames.

**II. How strategies and program/projects included in the annual Highway Safety Plan are developed:**

- April/May - Review Federal Highway Safety Grant Proposals Received Evaluate Problem I.D.
  - 1. Select HSP Program areas to be addressed & apply grant proposals based on “estimated” new Federal Highway Safety Funds to be obligated in October and “estimated” unexpended carry-over Federal Highway Safety Funds from the current Fiscal Year's Highway Safety Plan - [HSP].
  
- May/June -- Organize and Complete Annual Performance Plan
  - 1. Provides Wyoming's annual Highway Safety Plan Process and indicates both short and long term performance goals for selected program areas to be implemented in Wyoming's upcoming fiscal year's highway safety plan. Performance goals are based on information and analysis provided in Wyoming's Annual Highway Safety Problem Identification Report completed by May 31 each year. A HSP-1 is provided.

- June/July -- Organize and Complete Wyoming's Annual Highway Safety Plan
1. Provides Wyoming's selected highway safety program areas, scored and proposed projects to be implemented, certifications and assurances, estimated program area cost summaries and a HSP-1. Prepared for NHTSA review by July 1.
- July 1  
{ Wyoming Target Date} -- The following documents must be submitted to the National Highway Traffic Safety Administration [NHTSA] for informational and program reference purposes:
1. Annual Highway Safety Problem I.D. Report-May 31
  2. Annual Highway Safety Plan – June15  
**[no later than July 1 - NHTSA]**
  3. Annual Performance Plan - will be completed and submitted with the annual Highway Safety Plan June 15. **[no later than July 1 - NHTSA]**
  4. Annual 405 Application **[no later than July 1 NHTSA]**
- September 30 -- Complete current fiscal year's highway safety plan activities.
1. End of current fiscal year.
- December 31 -- Annual Report completed and submitted to NHTSA.  
Federal fiscal close out completed for previous fiscal year.

### **III. How Proposed Performance Measures Were Developed:**

Wyoming's Highway Safety Program is dedicated to developing a Highway Safety Plan each year that allocates Federal Highway Safety Funds in a meaningful data driven manner. Any goals which have been listed for the future are structured to provide a data driven and evidence based direction towards saving lives and reducing the high cost of injuries and property damage as a result of traffic crashes on Wyoming's roadways. In determining Wyoming's goals, performance measures were developed by using trend line analysis and moving averages, current State crash data.

Projects and programs generated by the annual Highway Safety Plan are only part of what is required to reduce the annual traffic crashes, deaths, injuries and property damage to the public traveling on Wyoming's many miles of roadways.

The 2013 Wyoming Strategic Highway Safety Plan shares the same planning process as the Highway Safety Plan. There are coordinated efforts in the implementation, evaluation and revision of safety projects. Safety emphasis areas include non-seatbelt usage, speeding, impaired driving and young drivers. The recommendations for supporting these activities correlate with the Highway Safety Program such as data driven decision making, education, legislation, law enforcement, and media support. Wyoming's will coordinate the performance targets with the State's Highway Safety Improvement Program (HSIP) in FFY2016: C1, C2, C3

As citizens of Wyoming we all have a major role to play in improving the safety of our roadways and the Highway Safety Program is committed to being a major partner to that end.

### **IV. Traffic Safety Enforcement Program:**

A comprehensive evidence based traffic safety enforcement plan is evident through our partnerships and programs with Wyoming Association of Sheriffs and Chiefs of Police, Wyoming Highway Patrol, Law Enforcement Liaison (LEL), Impaired Driving Program Manager/Trainer (IDPMT), Safe Communities and Governor's Council on Impaired Driving, etc. The high visibility enforcement funding formula was developed based on pertinent criteria: injury/fatal traffic crashes, seat belt non usage, speed related crashes, DUI arrest data. The data is applied to each counties percent of the traffic safety problem and then drilled down to individual agencies. Additionally, Wyoming's LEL provides continuous outreach and education to improve HVE results. The IDPMT provides for all aspects of the DRE/ARIDE/SFST programs to include statewide training and DRE callouts.

This enforcement plan joins together Safe Communities, Governor's Council on Impaired Driving and other traffic safety partners with emphasis given to the enforcement effort during the May Mobilization and August Crackdown campaigns.

## **V. FFY2014 State Accomplishments**

### **GCID Enhanced Enforcement Initiatives**

This project was initiated by the Governor's Council on Impaired Driving (GCID) after reviewing crash data and discussing the need for an additional, concentrated and more strategic enforcement initiative in the state. On August 8, 2012 the Council voted to support this initiative and directed the Council facilitator to work with the Highway Safety Office (HSO) to develop, fund and implement a comprehensive enforcement initiative in seven selected Wyoming counties.

This initiative utilized a comprehensive approach for providing enhanced enforcement in the selected counties and incorporated training, media support and more strategic deployment. All law enforcement agency administrators in the selected counties pledged their support and willingness to participate in the enhanced enforcement initiative. Additional grant funding was made available to those agencies that had the capacity and were willing to increase their level of overtime DUI enforcement activities. A more strategic deployment for the enhanced enforcement was accomplished by analyzing recent crash data by date, time and location and providing deployment maps to the participating agencies.

The initiative was bolstered by media support from the Governor's Council on Impaired Driving and a heightened commitment by the law enforcement agencies statewide. The results are, with marked reductions in all alcohol-related crashes in 2013 from 2012:

- 102 fewer alcohol-involved crashes
- 42 fewer alcohol-involved injury crashes
- 16 fewer alcohol-involved fatality crashes

For the January through July 2014, the statistics are as follows (compared with 2013 statistics):

- 24 fewer alcohol-involved crashes
- 51 fewer alcohol-involved injury crashes

### **Law Enforcement Liaison / Impaired Driving Program Manager (SFST/ARIDE/DRE)**

Wyoming implemented a Law Enforcement Liaison project in FFY2014 and is continuing due to its success. It is Law Enforcement talking to Law Enforcement. Wyoming's LELs are retired from the traffic units in the largest police departments in the State. They travel statewide to each agency educating the departments on the use of grant funds, informing agencies of activities statewide, assisting with combined enforcement across the State(s) and media. The LELs have also instituted a project "Cops Night Out" to educate all new recruits going through the Wyoming Law Enforcement Academy training receive valuable traffic safety information directly from seasoned law enforcement veterans, Traffic Safety Resource Prosecutor and Governor's Impaired Driving Policy Analyst



The State Impaired Driving Program Manager is a retired Laramie Police Department Lieutenant who travels statewide to local law enforcement agencies to conduct SFST, ARIDE and DRE trainings. Previously this project was done through the Laramie Police Department but now has expanded to include more trainings year round.

**Safe Communities - Communication and Outreach:**

Safe Communities Region 1 introduced the idea to host quarterly meetings to have with the other Safe Communities regions across the state. In FFY2014, the Wyoming Safe Communities team was able to meet on five different occasions. At these meetings statewide media campaigns were discussed, different type of events that were being hosted in the local communities, and ways to insure that events were data driven. Other topics covered at the meeting include reporting styles, and preparation towards moving to a state wide Safe Communities models.

Safe Communities worked with the other regions to host statewide billboard campaigns. The two campaigns that were marketed across Wyoming were May Mobilization and August Crackdown. The May Mobilization campaign reached 2,357,704 people and the August Crackdown campaign reached 1,932,660 in Region 1 alone.

## Wyoming Information & Demographics

**Governor:** Matthew H. Mead (R) (Second Term)

**U.S. Congressional Delegation**

Senators: John Barrasso, M.D. (R)  
Michael B. Enzi (R)

Representative: Cynthia M. Lummis (R)

**Governor’s Representative:**

Matthew D. Carlson, P.E.  
Highway Safety Program  
Department of Transportation

**State Highway Safety Behavioral Supervisor:**

Dalene Call  
Highway Safety Program  
Department of Transportation

**Status of Key Wyoming Traffic Safety Laws**

Safety Belt Law	Yes, secondary enforcement
Administrative license revocation	Yes
0.08 BAC <i>per se</i> law (Section 163)	Yes
Zero tolerance for drivers < age 21	Yes (0.02)
Graduated licensing	Yes
Open Container (Section 154)	Yes (Note: Not compliant with Section 154)
Repeat Intoxicated Driver Laws (Section 164)	Partial (Note: Not compliant with Section 164)
Child Safety Seat Law	Yes
Booster Seat Law	Yes
Texting While Driving	Yes

## **FFY2016 Performance Measures**

Please refer to the preceding Performance Plan to review the Highway Safety Office Performance Goals, Measures, a summary of the key projects planned, and charts of multi-year trend lines.

### **Planning and Administration Performance Goal:**

Maintain an effective Highway Safety Office staff through professional training and development that improves administering federal funds, project implementation and oversight.

Monitor the activities of sub recipients regularly to ensure that: 1) funds are used for authorized purposes in compliance with laws and regulations, and 2) evaluate performance of grant agreements to determine if goals are achieved

Annually conduct on-site visits with all sub-recipients with grants in excess of \$80,000.

### **Traffic Records Performance Goal:**

Improve traffic records data by using the WYTRCC strategic plan to develop dynamic comprehensive traffic records systems that will be timely, accurate, complete, integrated, uniform and accessible.

## WYOMING CORE PERFORMANCE MEASURES

		2009	2010	2011	2012	2013
<b>C-1</b> Traffic Fatalities (FARS)	Annual	134	155	135	123	87
	5-Year Moving Average	162	159	147	141	127
To reduce fatalities 1.2 percent from the 127 (2009-2013 moving average) to 125.5 for 2016						
<b>C-2</b> Serious Injuries in Traffic Crashes (State Data)	Annual	640	572	488	455	467
	5-Year Moving Average				580	524
To reduce serious injuries 1.2 percent from the 524 (2008-2012 moving average) to 516 by 2016.						
<b>C2A</b> Serious Injury Rate (State Data)	Annual	6.80	6.14	5.33	5.00	5.16
	5-Year Moving Average				6.27	5.70
To reduce Serious Injury/VMT by 1.2 percent from the 5.70 (2008-2012 moving average) to 5.61 by 2016						
<b>C-3</b> Fatalities / VMT (FARS/FHWA)	Annual	1.40	1.66	1.46	1.33	0.00
	5-Year Moving Average	1.73	1.68	1.56	1.51	
To reduce Fatalities/VMT by 1.2 percent from the 1.51 (2008-2012 moving average) to 1.49 by 2016						
<b>C-4</b> Unrestrained Passenger Vehicle Occupant Fatalities, All Seat Positions	Annual	78	69	63	50	41
	5-Year Moving Average	81	78	72	69	60
To reduce unrestrained passenger vehicle occupant fatalities, all seating positions by 10 percent from 60 (2009-2013 average) to 54 by 2016						
<b>C-5</b> Alcohol-Impaired Driving Fatalities (FARS)	Annual	48	54	38	41	25
	5-Year Moving Average	56	56	51	49	41
To reduce alcohol-impaired driving fatalities 5 percent from the 41 (2009-2013 average) to 39 by 2016						
<b>C-6</b> Speeding-Related Fatalities (FARS)	Annual	56	57	51	41	40
	5-Year Moving Average	60	60	57	54	49
To reduce speeding-related fatalities by 4 percent from the 49 (2009-2013 average) to 47 by 2016						
<b>C-7</b> Motorcycle Fatalities (FARS)	Annual	13	33	16	12	9
	5-Year Moving Average	18	21	20	19	17
To reduce motorcycle fatalities by 29 percent from the 17 (2009-2013 average) to 12 by 2016						
<b>C-8</b> Unhelmeted Motorcycle Fatalities (FARS)	Annual	10	25	13	10	5
	5-Year Moving Average	12	14	14	14	13
To reduce unhelmeted motorcycle fatalities by 23 percent from the 13 (2009-2013 average) to 10 by 2016						
<b>C-9</b> Drivers Age 20 or Younger Involved in Fatal Crashes	Annual	26	15	17	12	14
	5-Year Moving Average	23	21	20	18	17
To reduce drivers age ≤ 20 involved in fatal crashes by 29 percent from the 17 (2009-2013 average) to 12 by 2016						
<b>C-10</b> Pedestrian Fatalities (FARS)	Annual	2	3	6	6	4
	5-Year Moving Average	5	4	4	5	4
To reduce pedestrian fatalities by 25 percent from the 4 (2009-2013 average) to 3 by 2016						
<b>C-11</b> Bicycle Fatalities (FARS)	Annual	2	0	1	0	0
	5-Year Moving Average	1	1	1	1	1
To maintain zero bicycle fatalities by 2016						
<b>S-1</b> Distracted Driving (State Data)	Annual	10	13	11	9	6
	3-Year Moving Average			11	11	9
Reduce distracted driving fatalities by 10% from 10 (2009-2013 average) to 9 by 2016						
<b>B-1</b> Observed Seat Belt Use for Passenger Vehicles, Front Seat Outboard Occupants (State Survey)					77.0	81.9
To increase observed seat belt use by 5 percent from the 79.4 (2012-2014 average) to 84 percent by 2016.						

## WYOMING CORE PERFORMANCE MEASURES

		2009	2010	2011	2012	2013	
<b>T-1</b>	Crash Timeliness	Annual	51.6	16.2	10.4	10.4	10.5
	To increase crash timeliness by 10 percent from the 2013 average of 10.5 to 9.5 despite the 19.82 5 year average by 2016						
<b>T2</b>	EMS/Timeliness	Annual	330	100	51.5	55	12.0
	To increase EMS timeliness by 10 percent from the 2013 average of 12.02 to 11 despite the 109.70 5 year average by						
<b>T3</b>	LRS	Annual	5184	6894	12719	12839	12857
	To increase LRS extension by 5 percent from the 12,857 to 13,500 despite the 10,099 5 year average by 2016						
<b>T4</b>	Roadway Integration - Linkable	Annual			29	33	34
	To increase linkable roadway integration by 10 percent from the 2011-2013 average of 32 to 35 by 2016						
<b>T5</b>	Roadway Inegration in Safety Analysis	Annual			18	19	20
	To increase roadway integration by 10 percent from the 2011-2013 average of 19 to 21 by 2016						
<b>T6</b>	Number of Additional Data Sets Available	Annual			4	6	10
	To increase number of available datasets by 10 percent from 2013 mark of 10 to 11 by 2016						

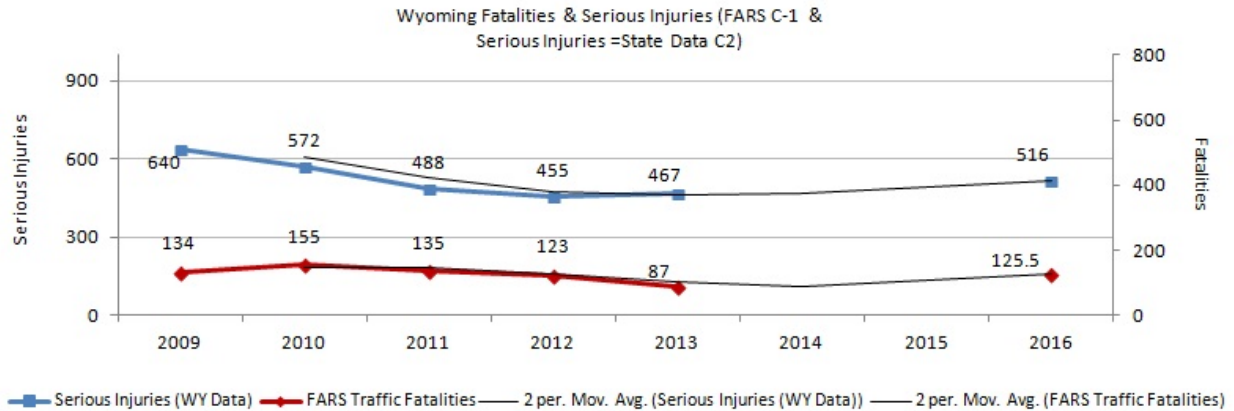
**PERFORMANCE GOALS, MEASURE OF SUCCESS**  
**Core Outcome Measures (10)**

**Traffic Fatalities (FARS)**

(C-1) To reduce fatalities from the 5 year average (2009-2013) of 127 by 1.2% to 125.5 by December 31, 2016. Performance Target was established to reduce fatalities by 1.2% based on a 5-year moving average. **The 2014 Wyoming Electronic Crash Reporting System (WECRS) Data File states that there were 150 fatalities in 131 traffic crashes. There were 64 more fatalities in 2014 than in 2013.**

**Serious Traffic Injuries (State Crash Data Files)**

(C-2) To decrease serious traffic injuries 21 percent from the 2009-2013 calendar base year average of 524 serious injuries to 516 serious injuries by December 31, 2016. The goal was established to reduce serious injuries by 1.2% based on a 5-year moving average.



**Fatalities/VMT (FARS/FHWA)**

(C-3A) To decrease Wyoming’s fatality rate (100 MVMT) from the 2008-2012 average of 1.51 to 1.49 by December 31, 2016. The goal was established to reduce serious injuries by 1.2% based on a 5-year moving average.

In FFY2015 Highway Safety Plan, the projected goal for FY 2014 was 1.41 fatalities per 100 MVM. The FARS data was a 1.33 fatality rate per 100 MVM for 2012. The 2013 FARS data is not yet available. Fatality rates are running a year behind the regular FARS final data.

**Rural Fatalities/VMT (FARS/FHWA)**

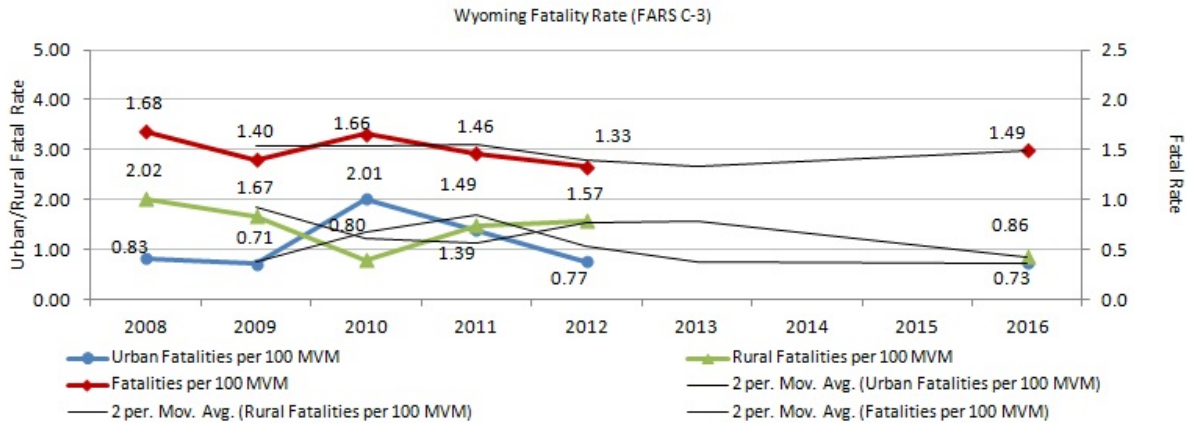
(C-3b) To maintain or decrease rural fatality rate (100 MVMT) from the 2008-2012 average of 1.51 by December 31, 2016 instead of the projected and unattainable goal of 0.86.

In the FFY2014 Highway Safety Plan, the projected goal was 1.82 fatalities per 100 MVM. The FARS data was a 1.57 fatality rate per 100 MVM for 2012. The 2013 FARS data is not yet available. Fatality rates are running a year behind the regular FARS final data.

**Urban Fatalities/VMT (FARS/FHWA)**

(C-3a) To decrease the urban fatality rate (100 MVMT) trend of 0.73 by December 31, 2016 to the 2008- 2012 average of 1.14 by December 31, 2016.

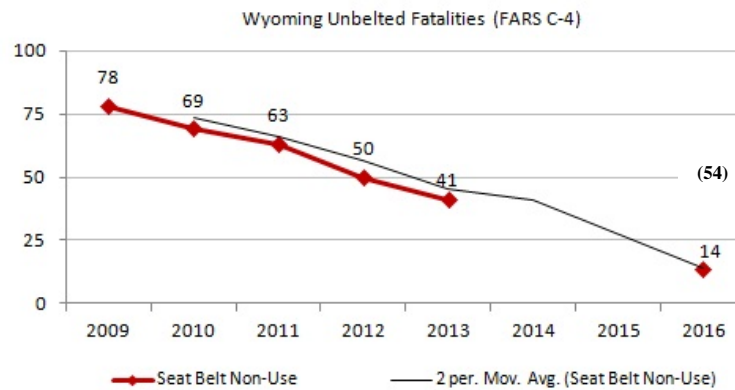
In the FFY2015 Highway Safety Plan, the projected goal for FFY2015 was 1.56 fatalities per 100 MVM. The FARS data was a 0.77 fatality rate per 100 MVM for 2012. The 2013 FARS data is not yet available. The Final FARS Fatality Rates are running a year behind the final FARS data.



## Unrestrained Passenger Vehicle Occupant Fatalities (FARS)

**(C-4)** To decrease unrestrained passenger vehicle occupant fatalities, in all seating positions from the 2009-2013 average of 60 to 54 despite the trend line analysis of 14. **There were 75 unbelted fatalities per Wyoming Electronic Crash Records System (WECRS) in 2014.**

Wyoming is experiencing an overall decrease of unbelted fatalities since 2008, which was the five year high of 83.



Wyoming's reduction in unrestrained fatalities evidence based goal was determined by the downward trend and WECRS data but was also influenced by the uncertainty of working with a large geographic area and relatively small unbelted fatality numbers.

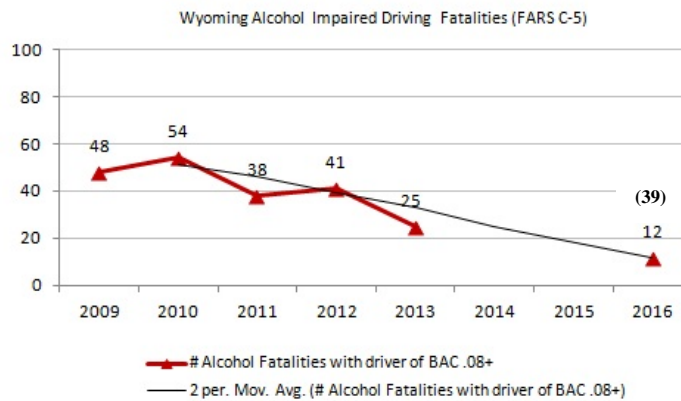


## Alcohol-Impaired Driving Fatalities (FARS)

(C-5) To decrease alcohol impaired driving fatalities from the 2009-2013 average of 41 to 39. **There were 33 alcohol involved fatalities per Wyoming Electronic Crash Records System (WECRS) in 2014.**

Wyoming is experiencing an overall decrease of alcohol impaired driving fatalities since 2008, which was the five year high of 65.

Wyoming's reduction in alcohol-impaired driving fatalities evidenced based goal was determined by the downward trend and WECRS data but was also influenced by the uncertainty of working with a large geographic area and relatively small alcohol-impaired driving fatality numbers.



Continued best practices, based on data driven efforts involving high visibility enforcement, education, media blitzes, etc. will assist Wyoming in meeting this goal.

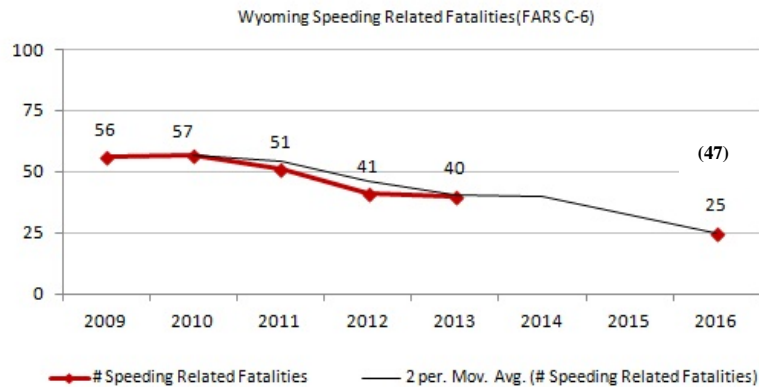
## Speeding Related Fatalities (FARS)

(C6) To decrease speed-related fatalities from the 2009-2013 average of 49 to 47. **Wyoming Electronic Crash Records System (WECRS) indicates there were 71 speed related fatalities in 2014.**

Wyoming's reduction in speed related fatalities evidenced based goal was determined by the downward trend and WECRS data but was also influenced by the uncertainty of working with a large geographic area and relatively small speed related fatality numbers.

Due to increased efficiency in high visibility enforcement we are anticipating additional speeding citations as a factor in reaching this goal.

NOTE: Speed-related fatalities includes the primary elements of a) exceeding the posted speed limit and b) speed too fast for conditions.



## Motorcyclist Fatalities (FARS)

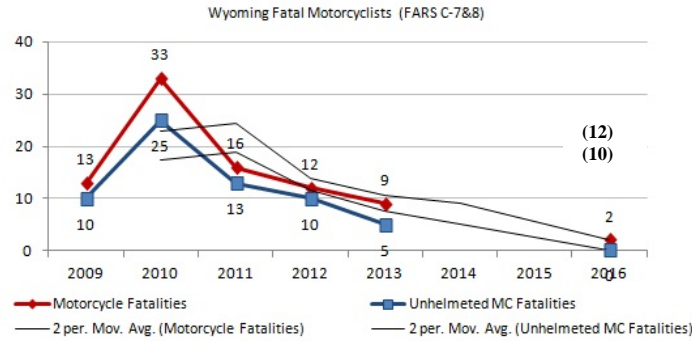
(C-7) To decrease motorcyclist fatalities from the 2009-2013 average of 17 to 12. Wyoming's motorcycle fatalities can fluctuate dramatically from year to year. The year 2010 was abnormally high and changed the direction of our downward trend. **In 2014, there were 16 fatally injured motorcyclists per Wyoming Electronic Crash Records System (WECRS).**

Wyoming's motorcycle fatalities evidence based goal was determined by trend line analysis and WECRS State data. Incorporating this CY2014 number allows us to maintain the goal at 12.

## Unhelmeted Motorcyclist Fatalities (FARS)

**(C-8)** To decrease unhelmeted motorcyclist fatalities from the 2009-2013 average was 13 to 10. Wyoming's motorcycle fatalities can fluctuate dramatically from year to year. **In CY2014, there were 10 fatally injured unhelmeted motorcyclists per Wyoming Electronic Crash Records System (WECRS).**

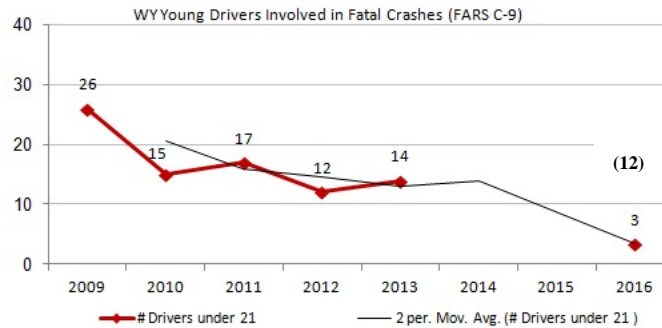
Wyoming's reduction in motorcycle fatalities evidence based goal was determined by trend line analysis and factored in historical State data.



## Drivers Age 20 or Younger Involved in Fatal Crashes (FARS)

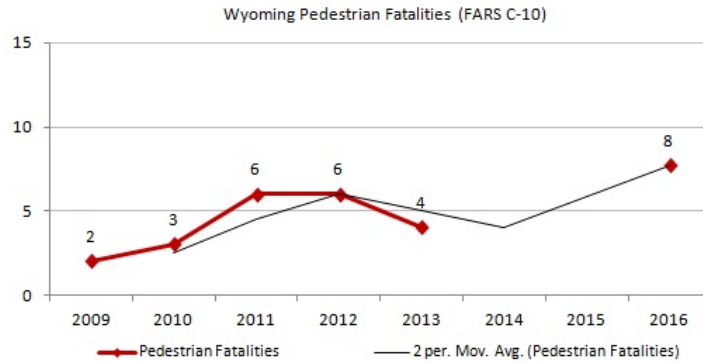
**(C-9)** To decrease young drivers, age 20 or younger, involved in fatal crashes from the 2009-2013 average of 17 to 12. **In CY2014, there were 16 fatalities involving young drivers per Wyoming Electronic Crash Records System (WECRS).**

Wyoming's evidence based goal in the reduction of drivers age 20 or younger involved in fatal crashes is based upon the downward trend and current CY2014 State data.



### Pedestrian Fatalities (FARS) \*

(C-10) To reduce pedestrian fatalities 25 percent from the 2009-2013 average of 4 to 3. Wyoming's evidence based goal in the reduction pedestrian fatalities is based upon the low crash numbers, trend analysis and current CY2014 State data. **Wyoming's State data for 2014 was 5 pedestrian fatalities per Wyoming Electronic Crash Records System (WECRS).**



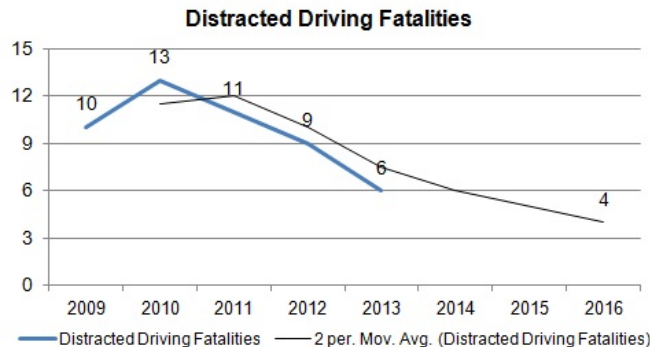
### Bicycle Fatalities (FARS) \*

(C-11) To maintain a zero fatality goal for bicyclists. There were 3 fatal bicyclists between 2009-2013. That equates to less than 1 per year. **In CY2014, there were 5 bicycle fatalities per Wyoming Electronic Crash Records System (WECRS).**

\*The Wyoming Department of Transportation houses the Bicycle/Pedestrian Program. This Program is not federally funded but active in the State educating the public about bicycle and pedestrian safety. The Bicycle/Pedestrian Coordinator works closely with the Highway Safety Office and all traffic safety partners as applicable. The Highway Safety Office does not fund bicycle and pedestrian programs.

### Distracted Driving Fatalities (State Data)

(S-1) To reduce distracted driving fatalities from the 2009-2013 average of 10 to 9 based on the CY2013- 5 year moving trend line analysis.

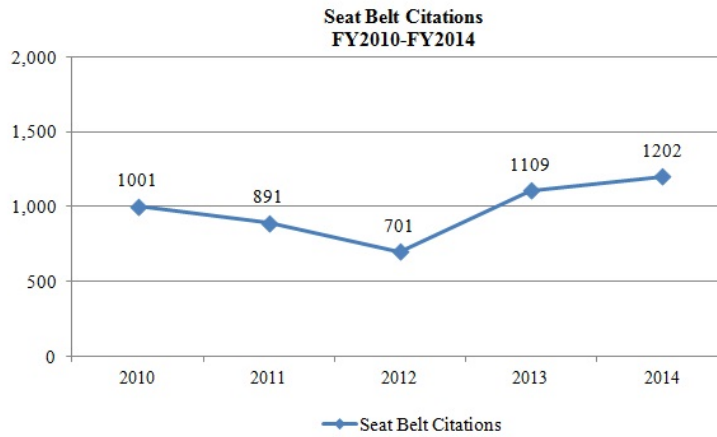


### Activity Measures

Law enforcement agencies serving 85% of the state’s population participate in high visibility enforcement overtime grants to increase compliance with seat belt, speed and impaired driving laws in Wyoming.

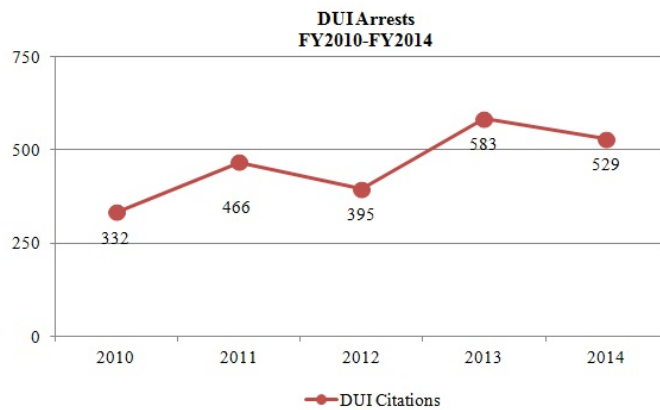
#### A1 – Number of seat belt citations issued during grant-funded enforcement activities.

FFY2014 Seat belt and child restraint citations increased by 93 citations over the FY2012 grant period while high visibility enforcement overtime hours decreased by 442 hours. The Wyoming Association of Sheriffs and Chiefs of Police Traffic Safety Committee has made seat belt enforcement a priority during grant funded overtime activities.



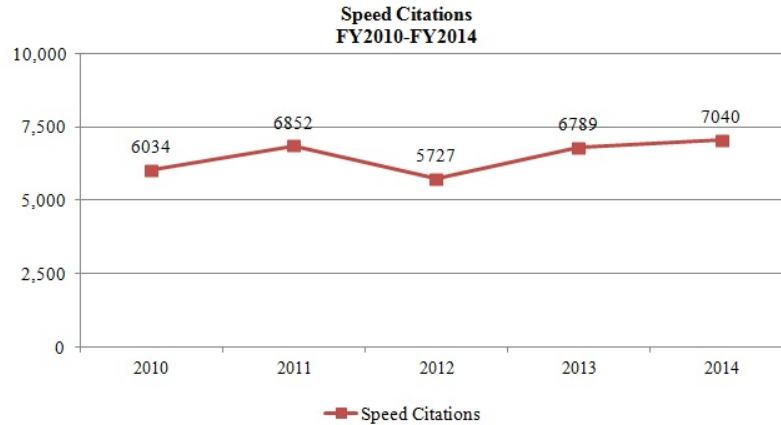
#### A2 – Number of impaired driving arrests made during grant-funded enforcement activities.

The number of DUI arrests during the FFY2014 grant-funded enforcement activities was 529.



**A3 – Number of speeding citations issued during grant-funded enforcement activities.**

The number of speed citations issued during FFY2014 was 7,040. Speeding is also used as a trigger offense to educate and cite individuals not wearing their seat belts.



**Behavioral Measure**

**B1 – Observational Seat Belt Survey**

Due to the new methodology change, only three years of data has been completed. Wyoming’s goal is to increase seat belt usage to 84 percent by FFY2016.

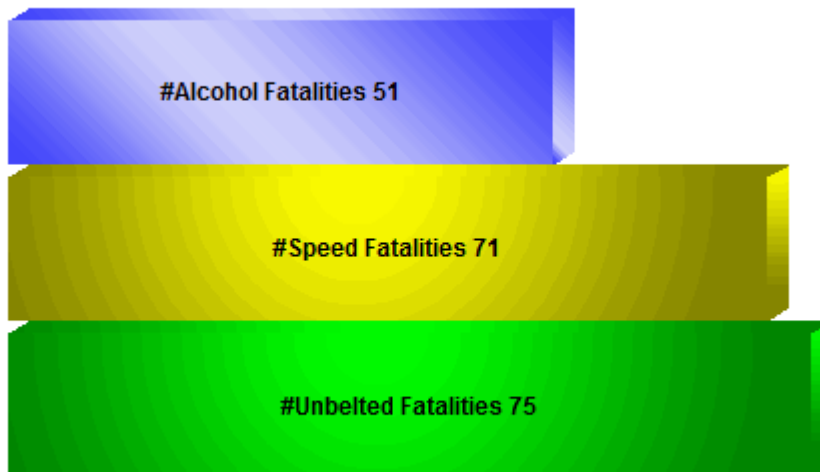
The Survey of Seat Belt Use is done annually the first full week of June. The standards and protocols align with the Uniform Criteria for State Observational Surveys of Seat Belt Use, 23 CFR Part 1340. At present, 16 of the 23 counties are included in the survey with 18 sites in each county for a total of 288 different intersections.

The overall estimate of seat belt use in 2014 for all vehicle occupants was 79.2 percent belted, with a standard error of 2.3 percent. The 2014 rate represents a decrease of 2.7 percent over the rate of 81.9 percent in 2013.

## 2014 OVERVIEW

### Data Driven Traffic Safety Priorities

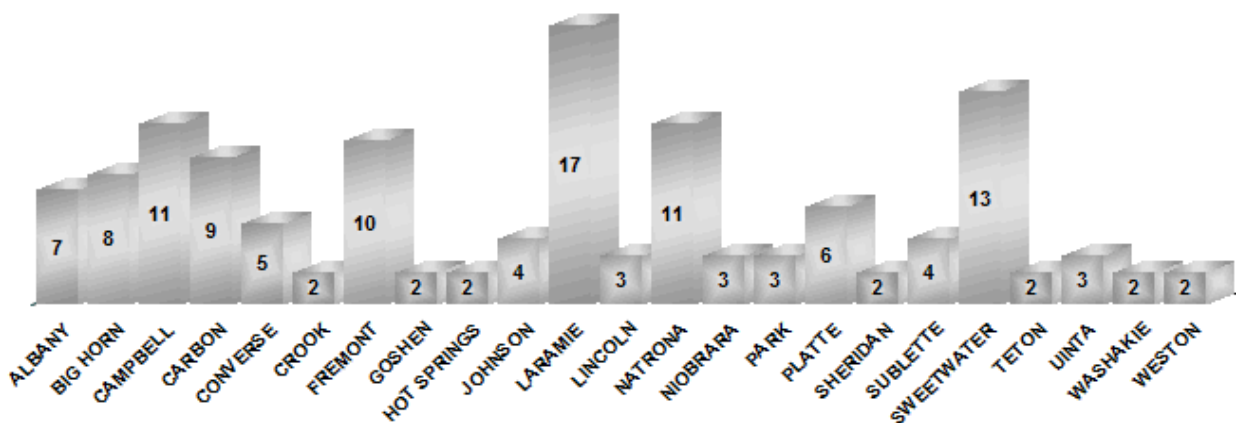
There were 131 fatal crashes with 150 fatalities. 48 of those crashes involved alcohol with 51 fatalities, 62 crashes involved speeding with 71 fatalities, and 80 crashes had 75 unbelted fatalities.



Of the 51 alcohol fatalities 33 of those also did not wear seat belts and 105 were both alcohol and speed related. Of the 75 unbelted fatalities 69 also included speed and 59 of the fatalities involved alcohol, speed, and no belts.

Fatal Crashes increased from 75 in 2013 to 131 in 2014, a 57% increase. Fatalities increased from 87 in 2013 to 150 in 2014, a 58% increase.

### 2014 Fatal Crash Count by County

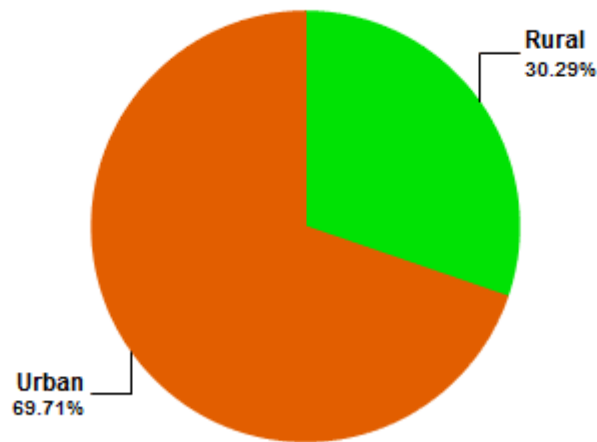


## UNBELTED CRASH STATISTICS

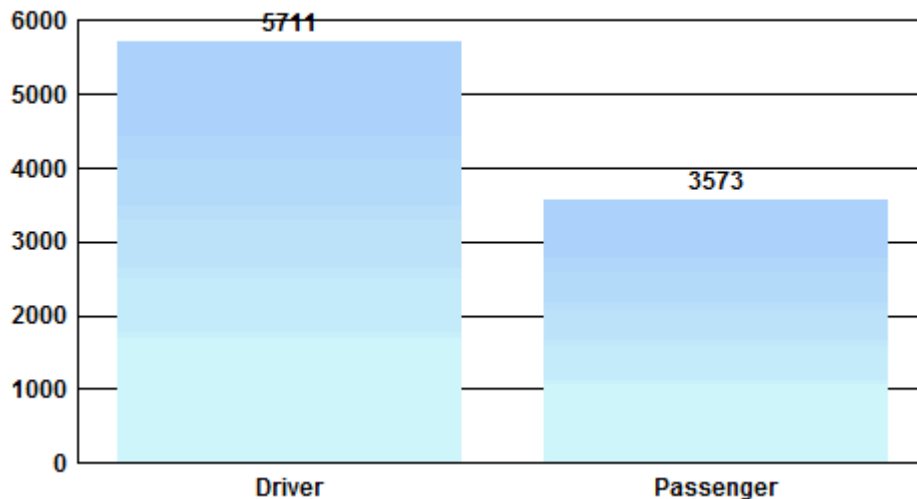
### 2014 Information

In 2014, there were 3410 traffic crashes with an unbelted driver or passenger of which: 80 were fatal crashes with 75 unbelted fatalities, 894 injury crashes with 671 people injured, 2436 and property damage only crashes, resulting in an increase of unbelted crashes from 2013. Wyoming traffic crashes involving unbelted people occur in Urban areas 70% of the time. There is 1% difference between 2014 and 2013 data.

### Unbelted Crashes by Urban/Rural



### # People Unbelted



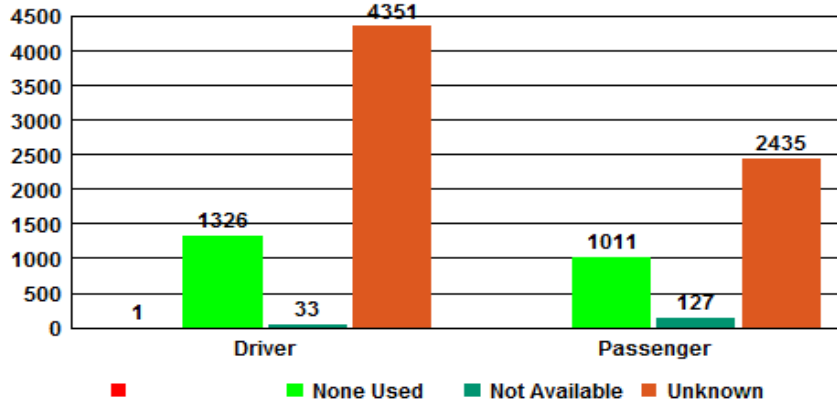
Of the 9843 people involved in the 3410 unbelted traffic crashes 9284 (94%) were not using seat belts. In 2014, 43% of all the fatalities did **NOT** use seat belts.

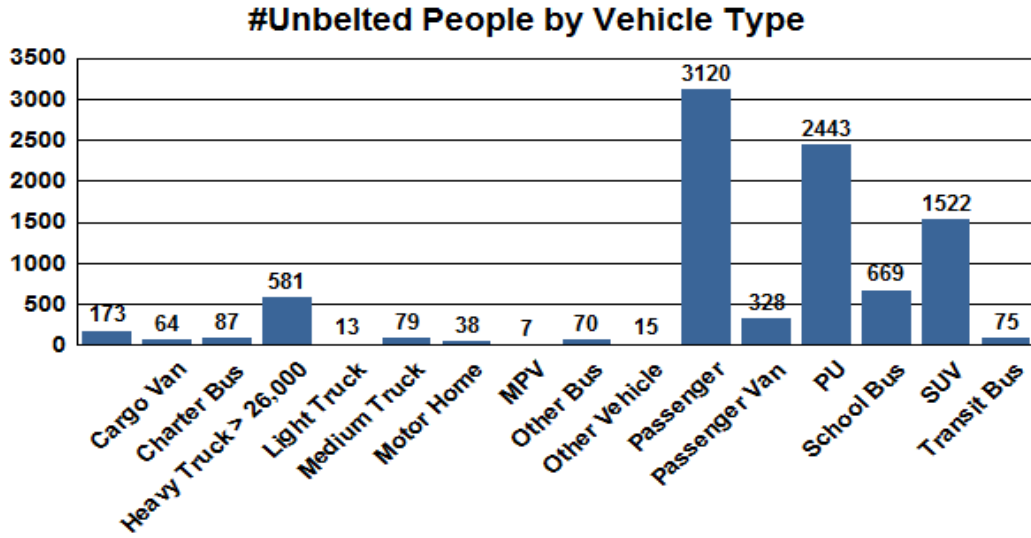


## Unbelted Person Type by Injury Status

	Driver	Passenger	Total
Fatal Injury	50	25	75
Incapacitating Injury	119	90	209
Non-Incapacitating Injury	265	150	415
Possible Injury	208	136	344
No Injury	1,938	1,615	3,553
Unknown	870	58	928

## Count of People by Safety Equipment Non-Used



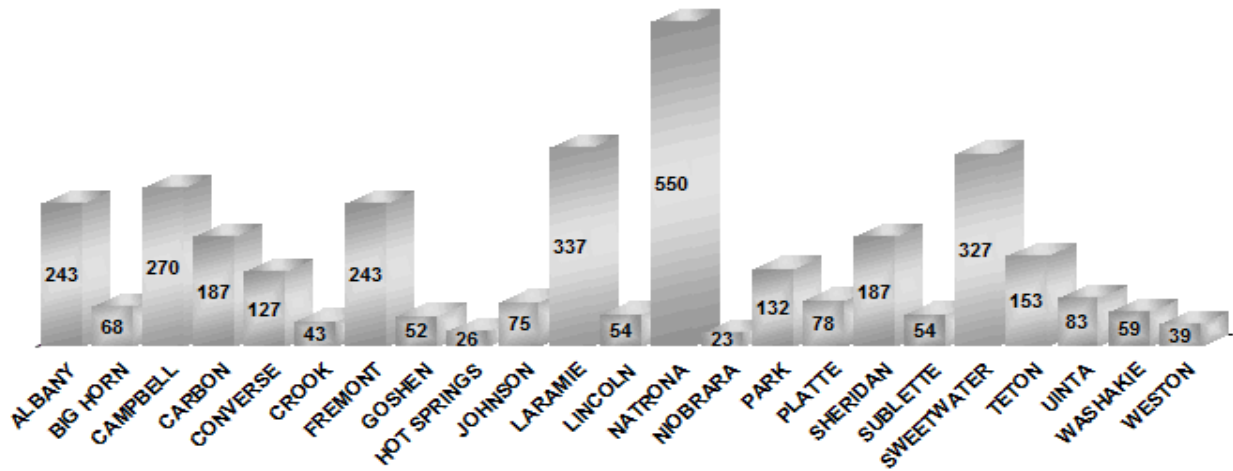


Passenger vehicles and Pick Up Trucks are the most prevalent problems for unbelted people. The Age Group 30-39 indicates they are more likely not to buckle.

### Unbelted Person Type by Age Group

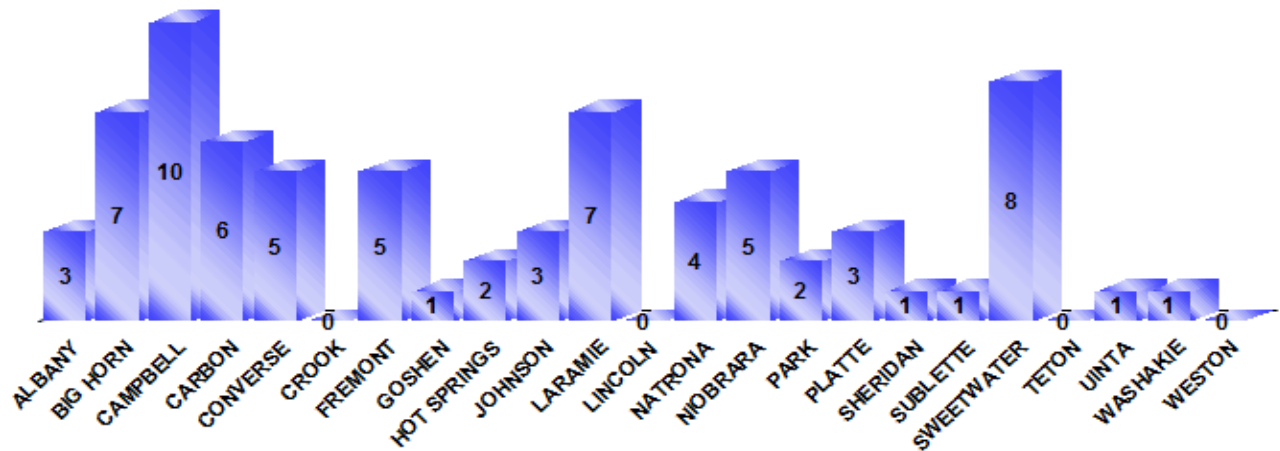
	Driver	Passenger	Total
0 - 13	2	281	283
14 - 16	171	188	359
17 - 20	608	297	905
21 - 24	599	208	807
25 - 29	501	263	764
30 - 39	855	250	1,105
40 - 49	605	224	829
50 - 59	586	163	749
60 - 69	380	94	474
70 - 79	190	22	212
80 +	89	12	101
Unknown	1,125	1,571	2,696
<b>Total</b>	<b>5711</b>	<b>3573</b>	<b>9284</b>

## Total Unbelted Crash Count by County



Laramie, Natrona and Sweetwater counties are Wyoming's largest counties and represent the biggest Problem for total unbelted crashes.

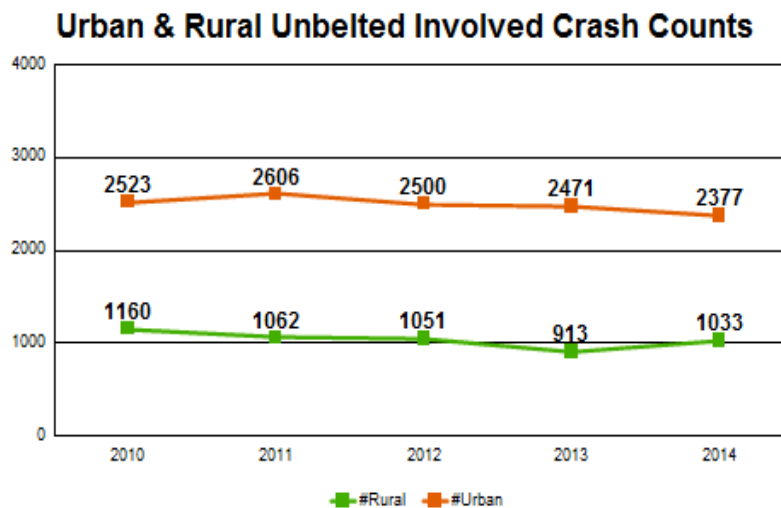
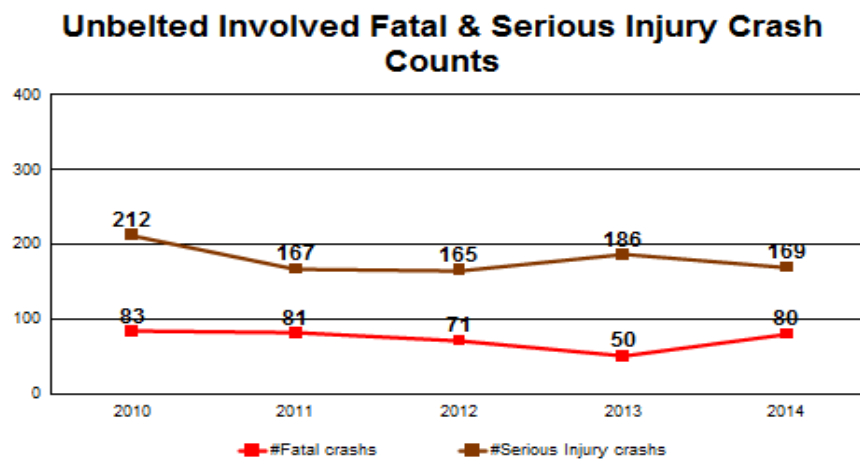
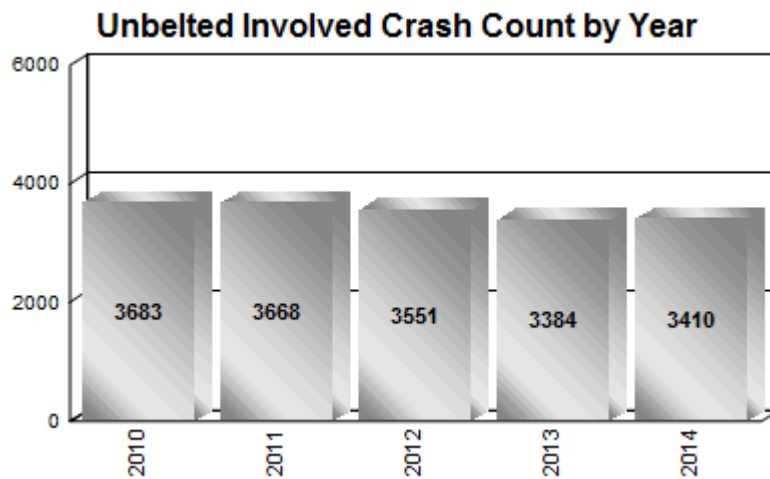
## Total Unbelted Fatalities by County



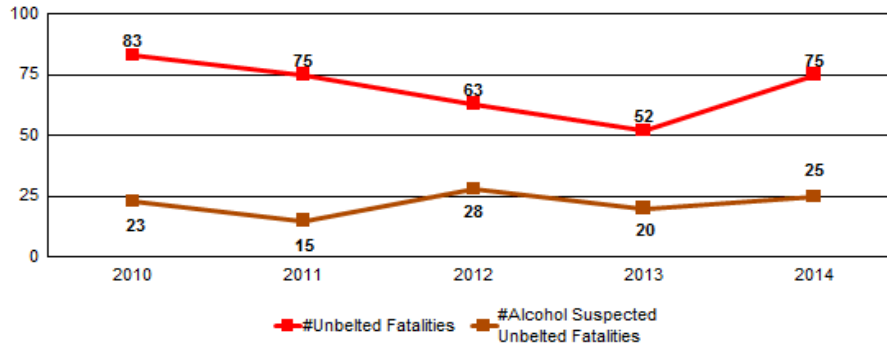
Laramie and Sweetwater are problematic with unbelted fatalities. Campbell County has been part of an energy boom in Wyoming that could have contributed to this large uptick of fatalities. In 2013, there was only 1 Campbell County fatality.

## 2010 - 2014 Unbelted Trend Information

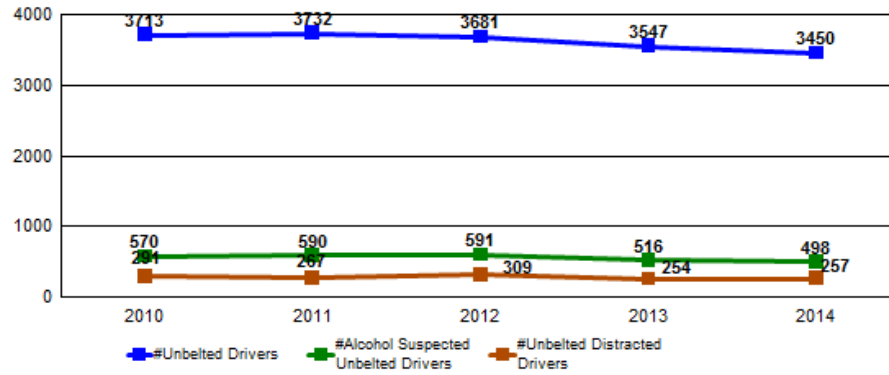
Unbelted crashes are slowly decreasing. Speeding and Urban crashes represent the majority of all crashes.



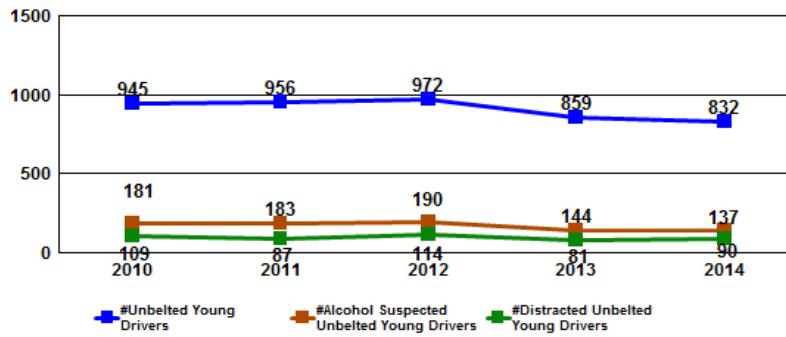
### Unbelted Fatalities



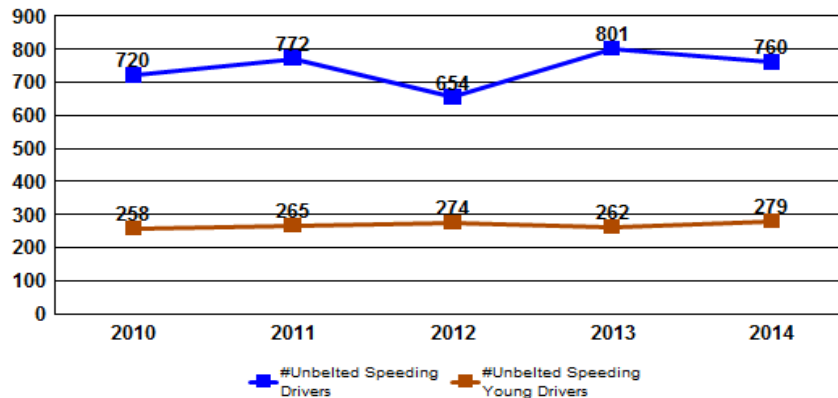
### # Unbelted Drivers



### # Unbelted Young Drivers Age 13 - 24



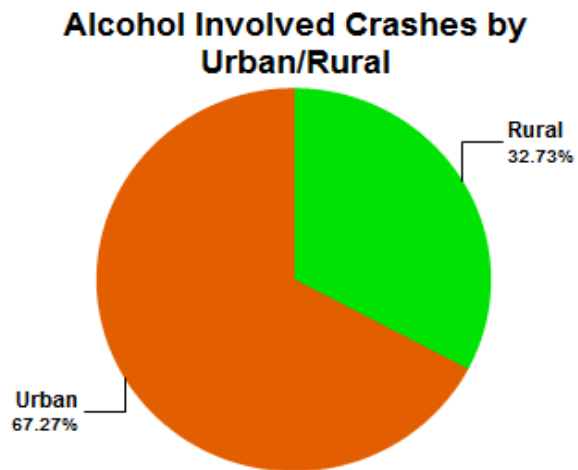
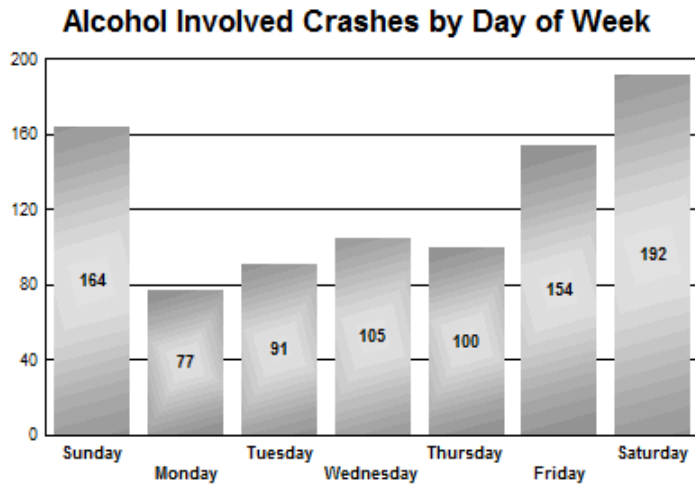
### # Unbelted Drivers Involving Speeding



# ALCOHOL INVOLVED CRASH STATISTICS

## 2014 Information

In 2014, there were 883 alcohol involved traffic crashes of which: 48 were fatal crashes with 51 fatalities, 327 injury crashes with 456 people injured, and 508 property damage only crashes, resulting in a 1% increase of alcohol involved crashes from 2013.

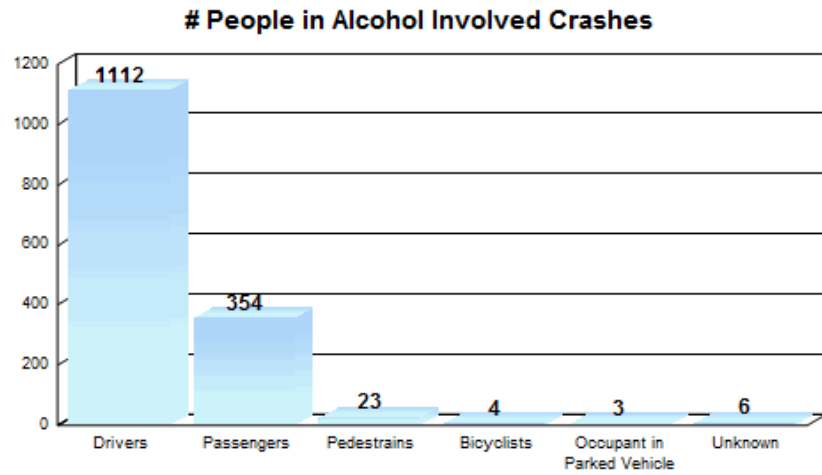


May and October were the two highest months with 92 (10%) & 83 (9%) alcohol crashes respectively.

The weekends (Friday, Saturday, and Sunday) make up 58% of all alcohol involved crashes. 43% of the alcohol crashes occurred between 9 pm to 3 am.

## Alcohol Involved Crashes

Time of Day	Total Crashes
Midnight - 3 am	200
3 am - 6 am	68
6 am - 9 am	40
9 am - Noon	33
Noon - 3 pm	65
3 pm - 6 pm	130
6 pm - 9 pm	164
9 pm - Midnight	183
<b>Total</b>	<b>883</b>

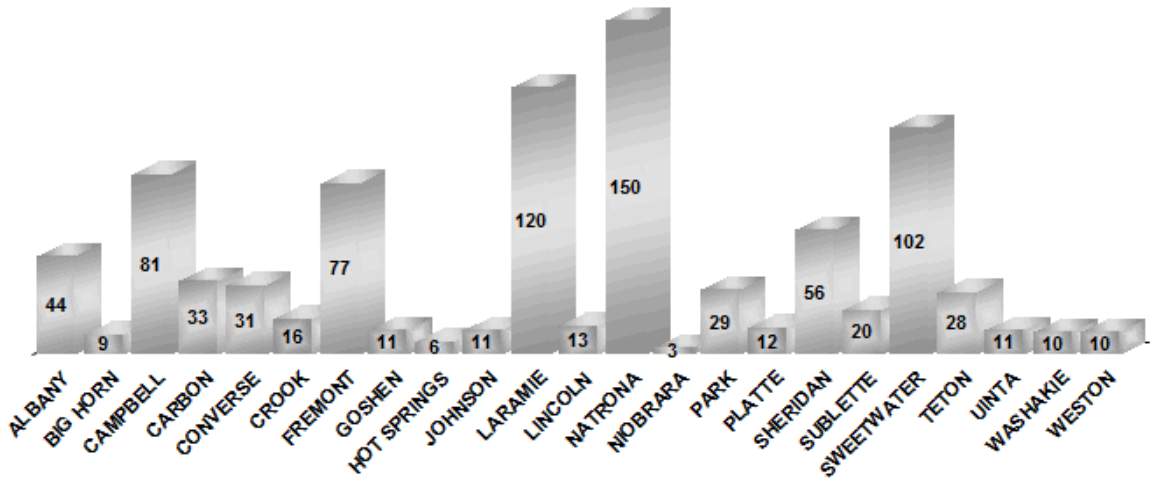


There were 1502 people involved in the 883 alcohol crashes of which: 871 Drivers were suspected of alcohol, 14 Pedestrians were suspected and, 2 Bicyclists were suspected. Of the 1466 drivers & passengers 670 (46%) were not using seat belts.

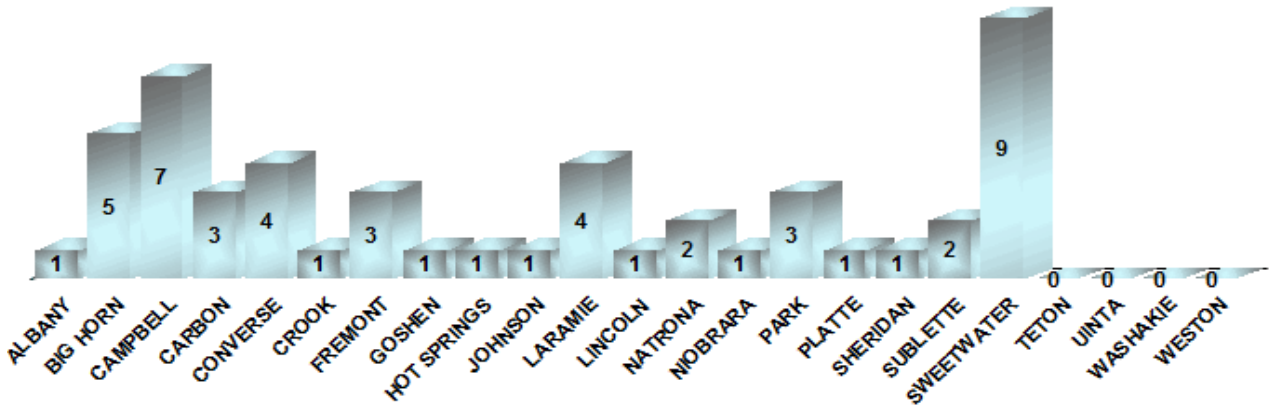
## Alcohol Suspected Involved Type by Age Group & Gender

	Driver				Bicyclists		Pedestrian			Total
	Female	Male	UK	Total	Male	Total	Female	Male	Total	
14 - 16	2	6	0	8	0	0	0	0	0	8
17 - 20	15	55	0	70	0	0	1	0	1	71
21 - 24	25	128	0	153	0	0	0	0	0	153
25 - 29	31	104	0	135	1	1	1	1	2	138
30 - 39	46	162	0	208	0	0	0	1	1	209
40 - 49	33	90	0	123	1	1	1	3	4	128
50 - 59	26	86	0	112	0	0	1	5	6	118
60 - 69	10	34	0	44	0	0	0	0	0	44
70 - 79	1	8	0	9	0	0	0	0	0	9
80+	1	3	0	4	0	0	0	0	0	4
UK	0	0	5	5	0	0	0	0	0	5
<b>Total</b>	<b>190</b>	<b>676</b>	<b>5</b>	<b>871</b>	<b>2</b>	<b>2</b>	<b>4</b>	<b>10</b>	<b>14</b>	<b>887</b>

**Alcohol Involved Crash Count by County**



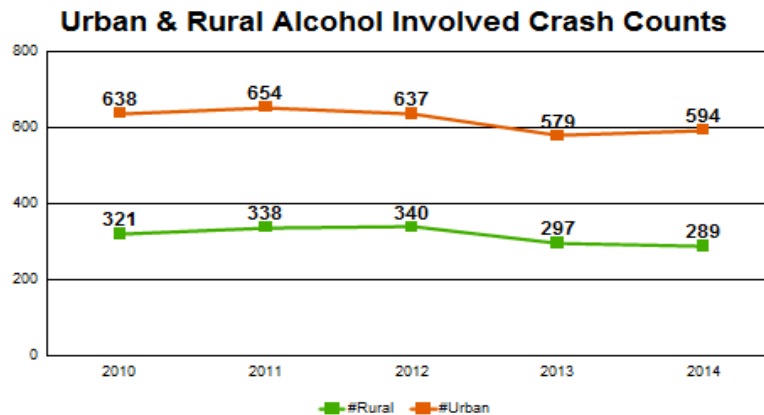
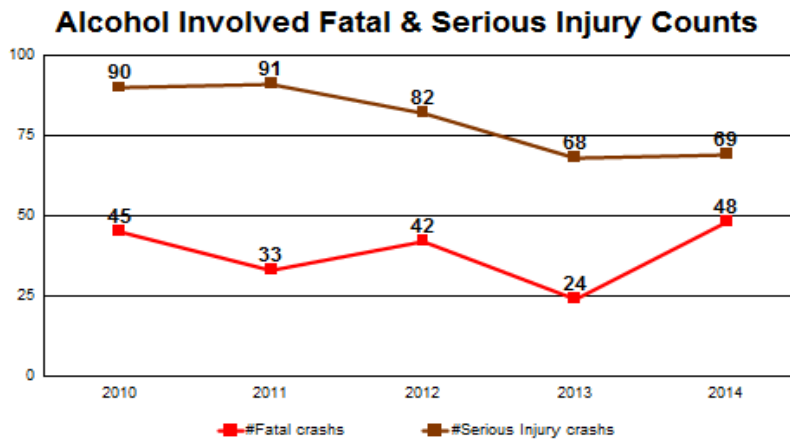
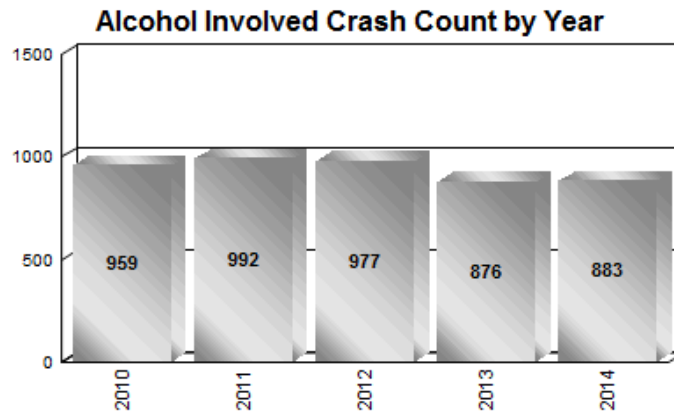
**Alcohol Involved Fatalities by County**



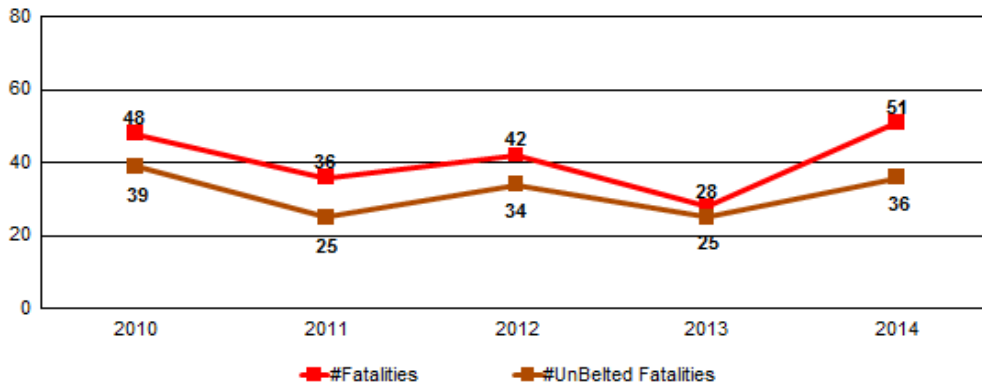


## 2010 - 2014 Alcohol Trend Information

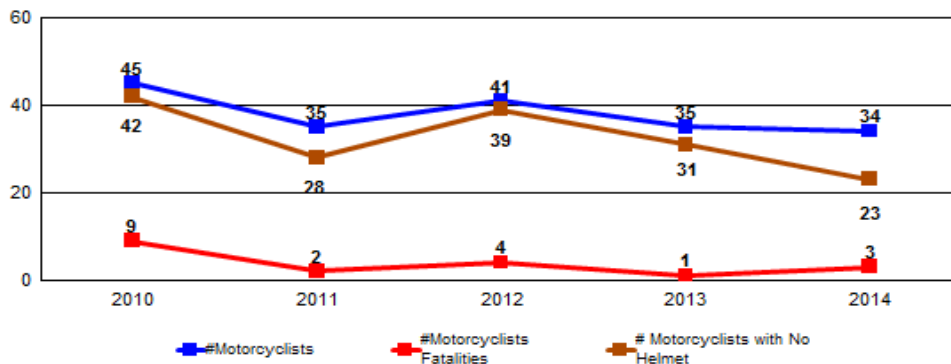
Wyoming is making progress in trending alcohol involved crashes. Speeding and unbelted fatalities are major factors in these crashes. Alcohol involving younger drivers is decreasing.



### Alcohol Involved Fatalities & UnBelted Fatalities

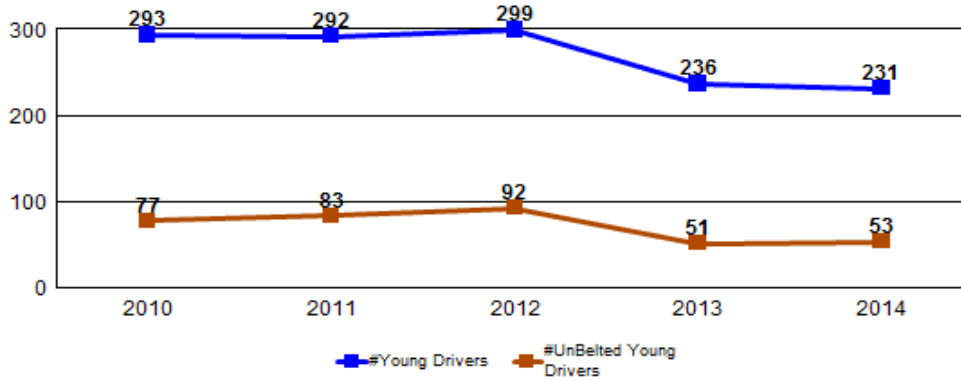


### # Motorcyclists Involved in Alcohol Crashes

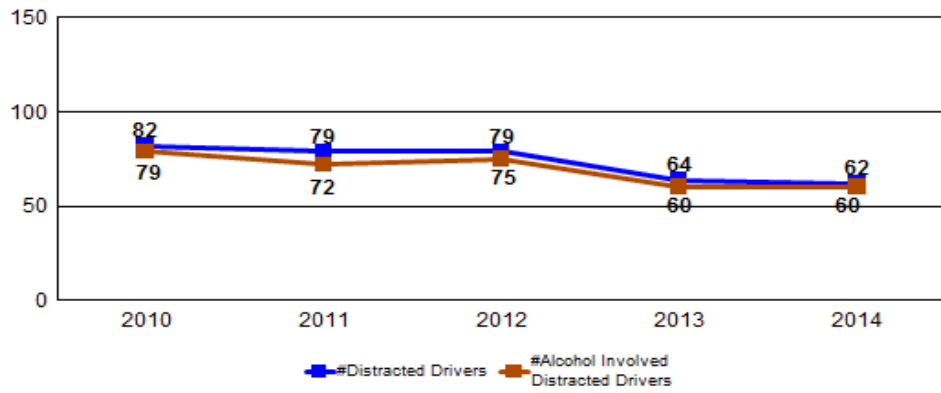


### # Alcohol Involved Young Drivers

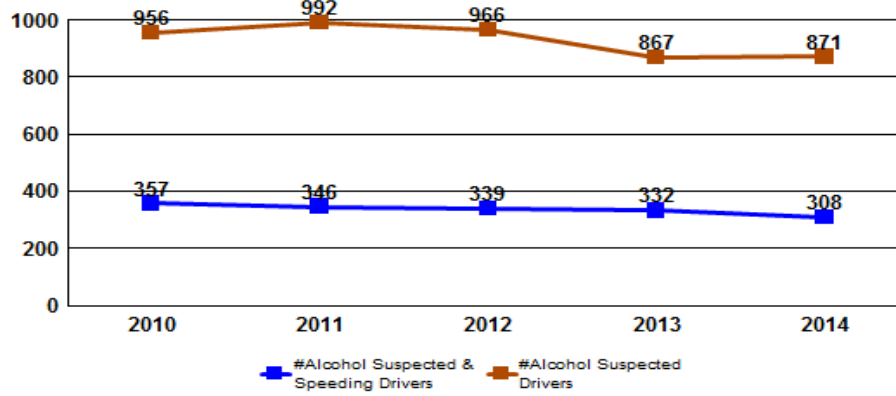
Age 13 - 24



### # Distracted Drivers Involved in Alcohol Crashes



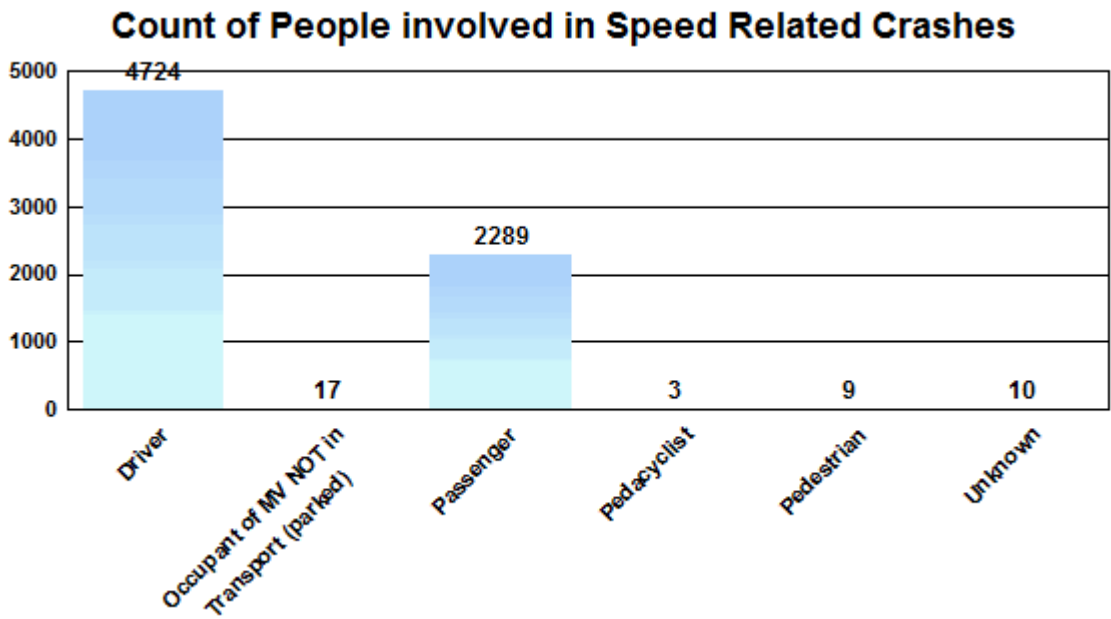
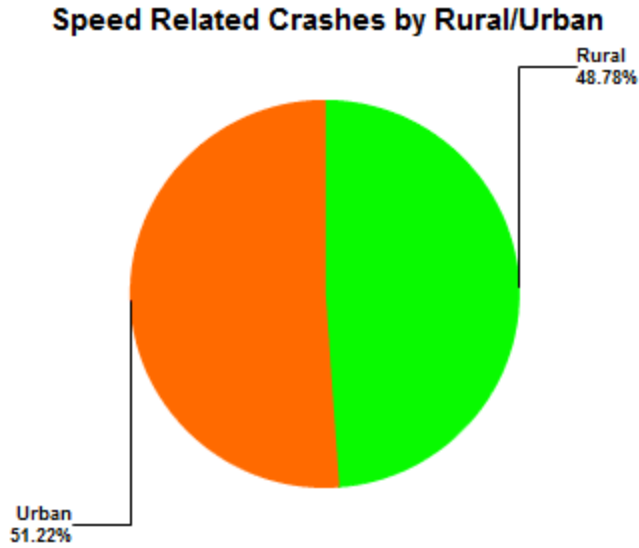
### # Speeding Drivers Involved in Alcohol Crashes



# SPEED RELATED CRASH STATISTICS

## 2014 Information

In 2014, there were 3403 traffic crashes that were speed related of which: 62 were fatal crashes with 71 fatalities, 817 injury crashes with 1196 people injured, and 2524 property damage only crashes, resulting in a 2% decrease of speed related crashes from 2013. Speed is prevalent in both rural and urban crashes.

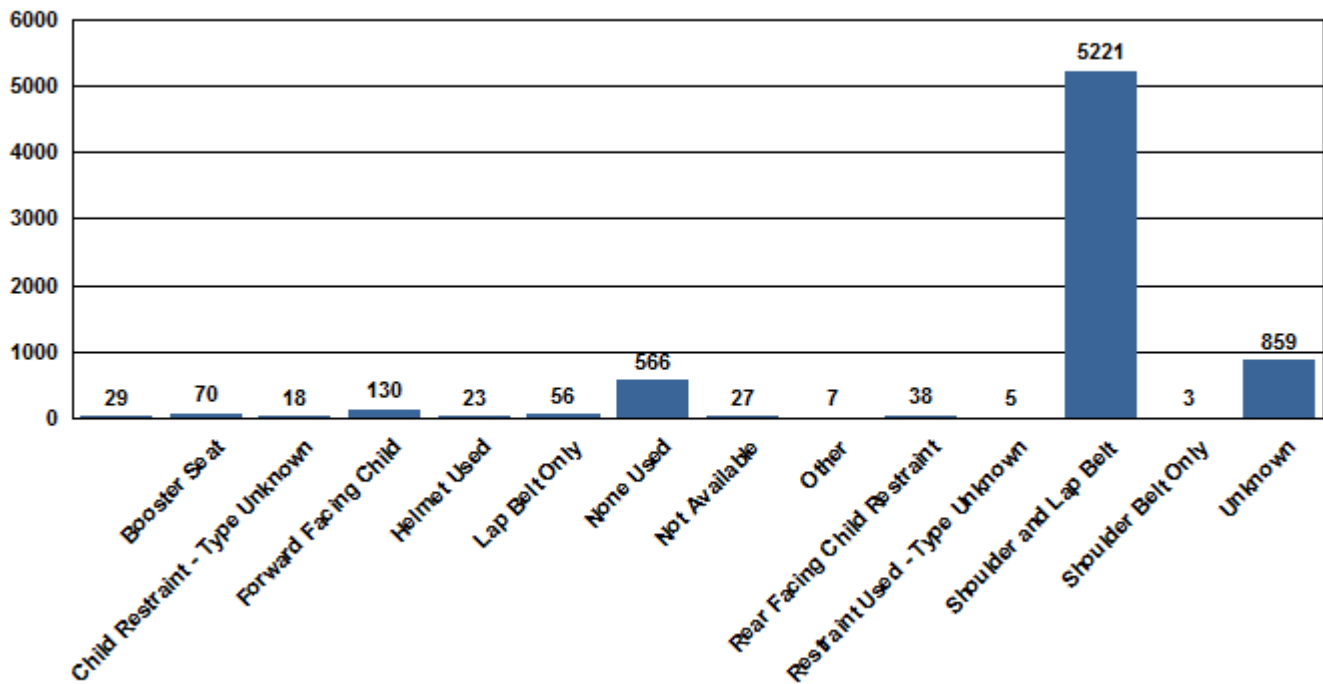


Of the 4,724 drivers involved in the speed related crashes 3,943 drivers (83%) were speeding.

### Count of People in Speed Related Crashes by Injury Status

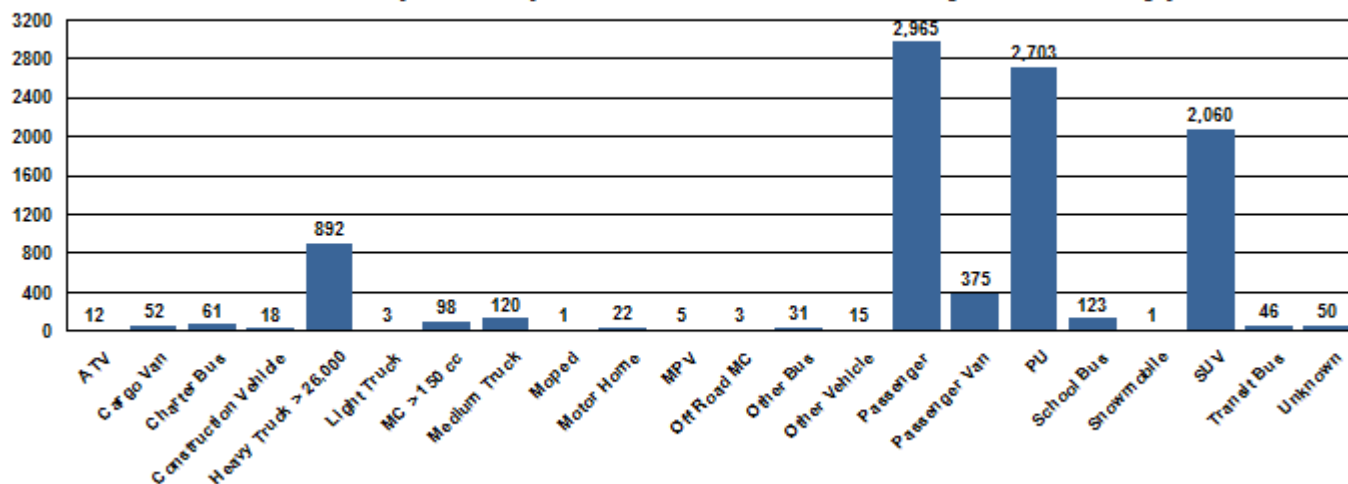
	Driver	Occupant of MV NOT in Transport (parked)	Passenger	Pedacyclist	Pedestrian	Unknown	Total
Fatal Injury	50	0	20	0	1	0	71
Incapacitating Injury	119	1	54	0	1	1	176
No Injury	3719	13	1816	0	0	5	5553
Non-Incapacitating Injury	370	1	188	2	3	0	564
Possible Injury	288	2	161	1	4	0	456
Unknown	178	0	50	0	0	4	232
<b>Total</b>	<b>4724</b>	<b>17</b>	<b>2289</b>	<b>3</b>	<b>9</b>	<b>10</b>	<b>7052</b>

### Count of People in Speed Related Crashes by Safety Equipment Used



Blank Safety Equipment are Pedestrians, Pedacyclist & Occupants of a vehicle

## Count of People in Speed Related Crashes by Vehicle Type



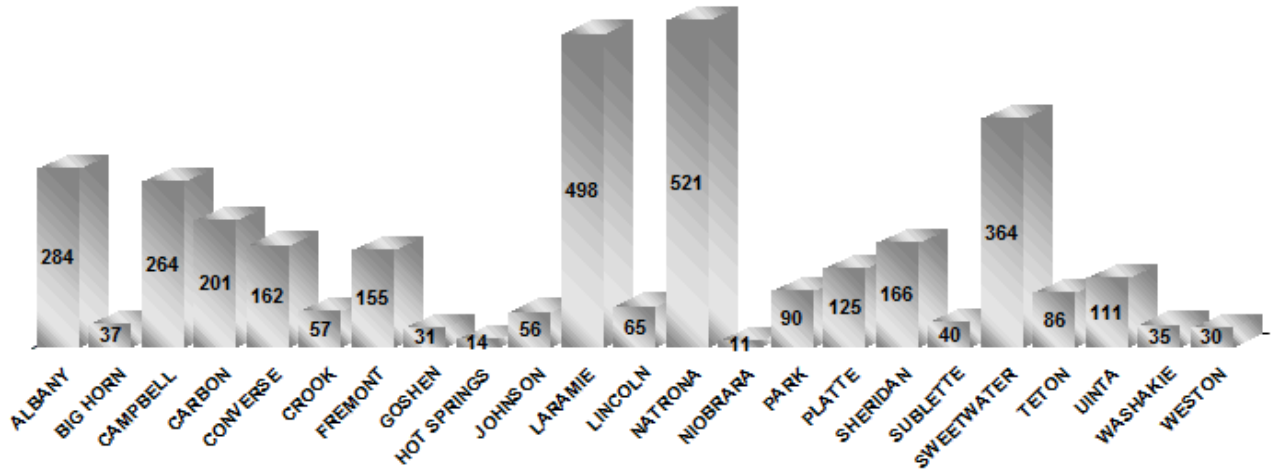
Passenger vehicles and Pick Up trucks represent the largest challenge in speed related crashes. The age group 21-39 have the most speed related crashes.

\*Blank Vehicle Type is from single vehicle PDO animal crashes where vehicle Type is not collected.

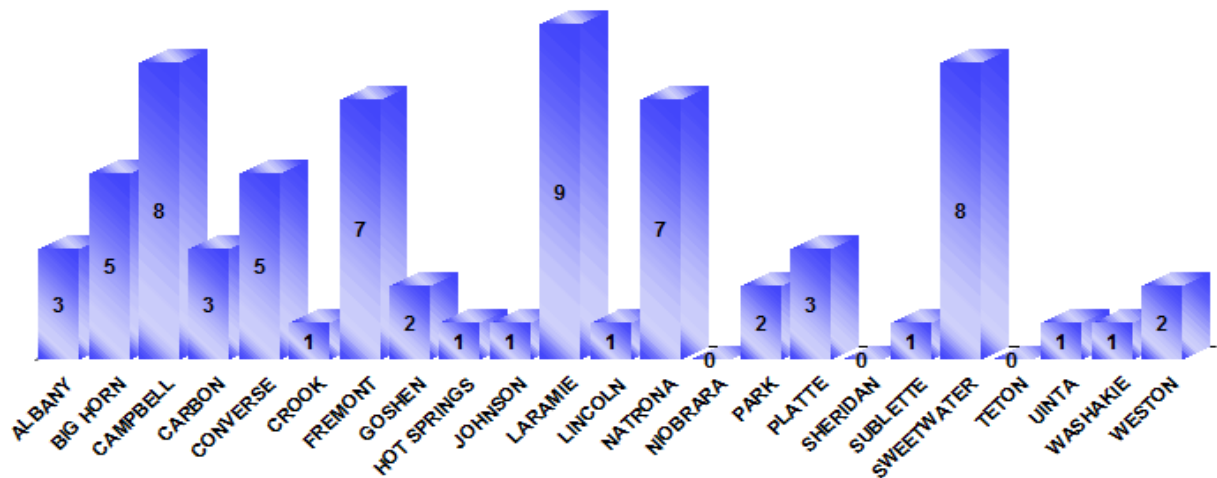
## Count of People in Speed Related Crashes by Age Group

	Driver	Occupant of MV NOT in Transport	Passenger	Pedacyclist	Pedestrian	Unknown	Total
<b>0 - 13</b>	2	0	494	1	1	0	498
<b>14 - 16</b>	167	0	193	0	0	2	362
<b>17 - 20</b>	642	2	276	0	2	1	923
<b>21 - 24</b>	585	1	262	0	0	0	848
<b>25 - 29</b>	603	4	175	0	2	0	784
<b>30 - 39</b>	898	4	235	0	1	3	1,141
<b>40 - 49</b>	667	5	160	0	1	1	834
<b>50 - 59</b>	617	1	130	1	2	1	752
<b>60 - 69</b>	313	0	72	1	0	0	386
<b>70 - 79</b>	90	0	31	0	0	0	121
<b>80 +</b>	36	0	22	0	0	1	59
<b>Unknown</b>	104	0	239	0	0	1	344
<b>Total</b>	4724	17	2289	3	9	10	7052

**Speed Related Crash Count by County**

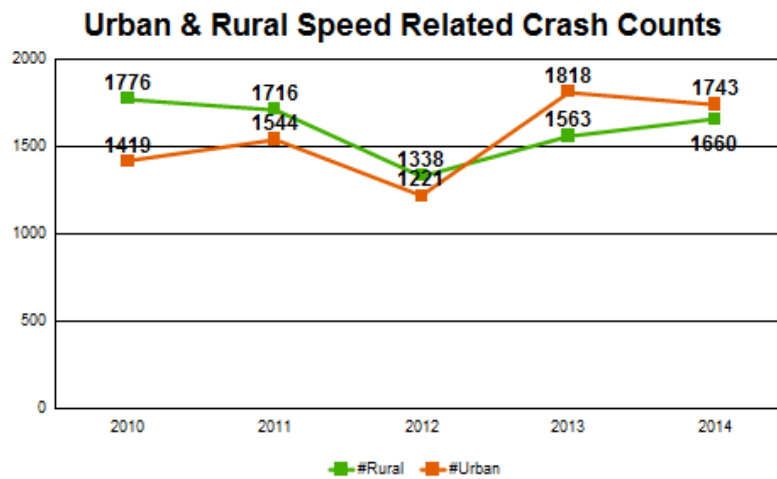
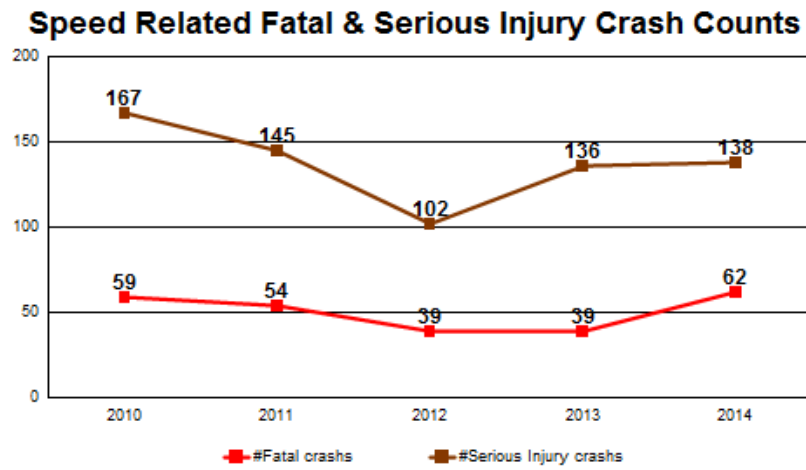
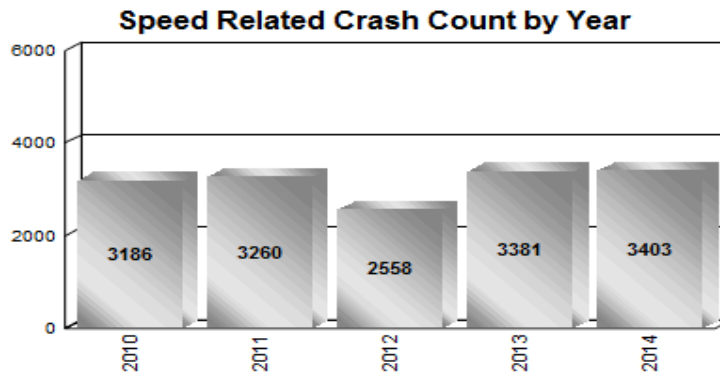


**Speed Related Fatalities by County**



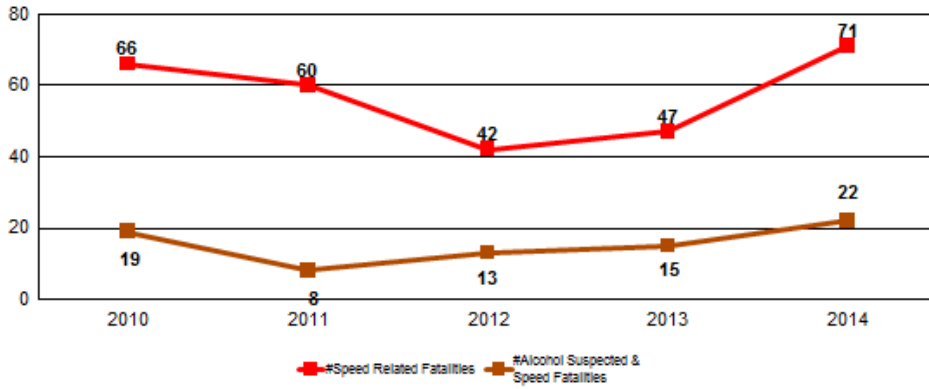
Speed related crashes in Laramie, Natrona and Sweetwater all have interstates and Wyoming's most populous counties. Campbell County has recently seen an uptick in speed related crashes due to the energy boom Wyoming experienced.

## 2010 - 2014 Speed Related Trend Information

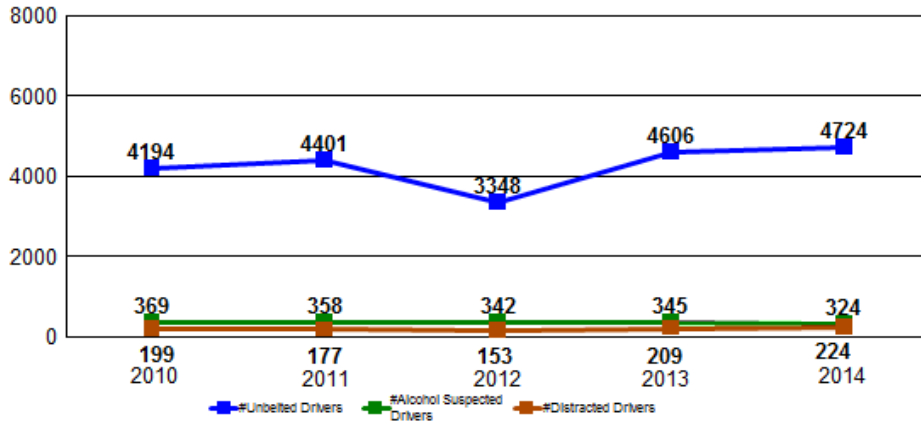




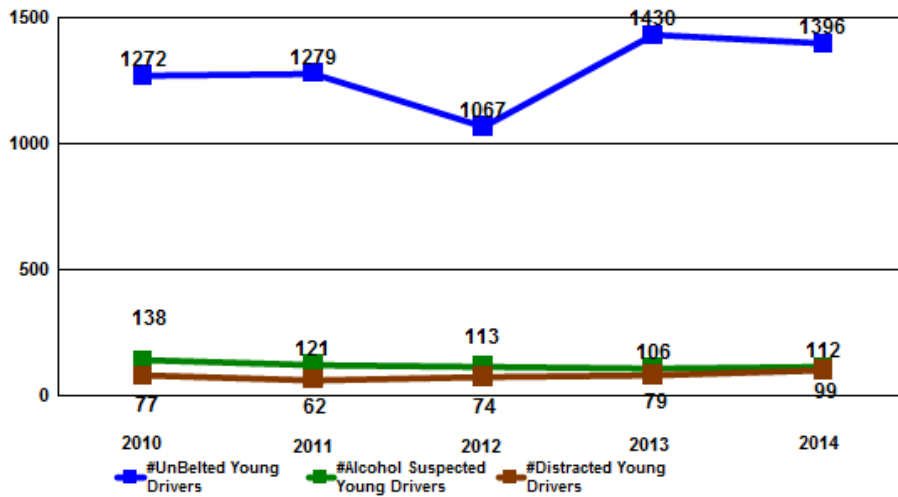
### Speed Related Fatalities



### # Speed Related Drivers



### # Speed Related Young Drivers Age 13 - 24



**U.S. Department of Transportation National Highway Traffic Safety Administration  
Highway Safety Plan Transaction**

State: Wyoming

Page: 1

2016-HSP-1  
For Approval

Report Date: 07/30/2015

Program Area	Line	Action	Project	Description	State	Current Fiscal Year Funds	Carry Forward Funds	Share to Local
<b>NHTSA</b>								
<b>NHTSA 402</b>								
<b>Planning and Administration</b>								
	1	Plan	PA-2016-16-PA-01	Planning and Administration	\$32,171.36	\$0.00	\$103,116.14	\$0.00
<b>Administration Total</b>					<b>\$32,171.36</b>	<b>\$0.00</b>	<b>\$103,116.14</b>	<b>\$0.00</b>
<b>Motorcycle Safety</b>								
	42	Plan	MC-2016-16-MC-02	Motorcycle Coordinator	\$10,292.67	\$97,937.33	\$0.00	\$0.00
<b>Motorcycle Safety Total</b>					<b>\$10,292.67</b>	<b>\$97,937.33</b>	<b>\$0.00</b>	<b>\$0.00</b>
<b>Police Traffic Services</b>								
	3	Plan	PT-2016-16-PT-03	WASCOPLaw Enforcement Coordination	\$9,981.96	\$94,980.82	\$0.00	\$94,980.82
	5	Plan	PT-2016-16-PT-05	WASCOPLadars	\$6,518.04	\$62,749.16	\$0.00	\$62,749.16
	29	Plan	PT-2016-16-PT-02	Law Enforcement Liasion - Casper	\$10,922.58	\$103,931.10	\$0.00	\$0.00
	30	Plan	PT-2016-16-PT-01	Law Enforcement Liasion - Cheyenne	\$13,256.96	\$126,143.28	\$0.00	\$0.00
<b>Police Traffic Services Total</b>					<b>\$40,679.54</b>	<b>\$387,804.36</b>	<b>\$0.00</b>	<b>\$157,729.98</b>
<b>Roadway Safety</b>								
	25	Plan	RS-2016-16-RS-03	GCID Policy Coordinator	\$12,351.20	\$117,524.80	\$0.00	\$0.00
	40	Plan	RS-2016-16-RS-01	Lyman Radar Speed Signs	\$2,492.67	\$23,718.47	\$0.00	\$23,718.47
	44	Plan	RS-2016-16-RS-02	WHP - Highway Safety Education	\$33,965.82	\$323,193.18	\$0.00	\$0.00
<b>Roadway Safety Total</b>					<b>\$48,809.69</b>	<b>\$464,436.45</b>	<b>\$0.00</b>	<b>\$23,718.47</b>
<b>Safe Communities</b>								
	12	Plan	SA-2016-16-SA-01	WDH - Injury Prevention Program	\$3,614.16	\$34,389.72	\$0.00	\$0.00
	16	Plan	SA-2016-16-SA-03	WMC Region 2 Safe Communities	\$5,477.76	\$52,122.24	\$0.00	\$52,122.24
	18	Plan	SA-2016-16-SA-05	CRMC Region 1 Safe Communities	\$14,523.68	\$138,196.43	\$0.00	\$138,196.43
	20	Plan	SA-2016-16-SA-04	IPR Region 3 Safe Communities	\$6,432.50	\$61,206.92	\$0.00	\$61,206.92

U.S. Department of Transportation National Highway Traffic Safety Administration  
**Highway Safety Plan Transaction**

State: Wyoming

Page: 2

2016-HSP-1  
 For Approval

Report Date: 07/30/2015

Program Area	Line	Action	Project	Description	State	Current Fiscal Year Funds	Carry Forward Funds	Share to Local
	21	Plan	SA-2016-16-SA-02	CLICK Program	\$8,417.55	\$80,095.11	\$0.00	\$80,095.11
	46	Plan	SA-2016-16-SA-06	Statewide Media Survey	\$5,146.33	\$48,968.67	\$0.00	\$0.00
<b>Safe Communities</b>					<b>\$43,611.98</b>	<b>\$414,979.09</b>	<b>\$0.00</b>	<b>\$331,620.70</b>
<b>Total</b>								
<b>Paid Advertising</b>								
	13	Plan	PM-2016-16-PM-02	Native American Media Outreach	\$10,395.59	\$98,916.71	\$0.00	\$98,916.71
	49	Plan	PM-2016-16-PM-01	PAO 402 Media Campaign	\$77,154.90	\$443,940.30	\$290,207.70	\$308,549.07
<b>Paid Advertising</b>					<b>\$87,550.49</b>	<b>\$542,857.01</b>	<b>\$290,207.70</b>	<b>\$407,465.78</b>
<b>Total</b>								
<b>NHTSA 402 Total</b>					<b>\$263,115.73</b>	<b>\$1,908,014.24</b>	<b>\$393,323.84</b>	<b>\$920,534.93</b>
<b>405 OP SAFETEA-LU</b>								
<b>405 Occupant Protection</b>								
	54	Plan	K2-2016-16-K2-04	Comprehensive Occupant Protection Progra	\$40,586.25	\$0.00	\$13,528.75	\$0.00
	56	Plan	K2-2016-16-K2-01	Occupant Protection Assessment	\$20,293.12	\$0.00	\$6,764.38	\$0.00
<b>405 Occupant Protection Total</b>					<b>\$60,879.37</b>	<b>\$0.00</b>	<b>\$20,293.13</b>	<b>\$0.00</b>
<b>405 OP SAFETEA-LU Total</b>					<b>\$60,879.37</b>	<b>\$0.00</b>	<b>\$20,293.13</b>	<b>\$0.00</b>
<b>408 Data Program SAFETEA-LU</b>								
<b>408 Data Program Incentive</b>								
	37	Plan	K9-2016-16-K9-01	Highway Safety Data Integration	\$21,646.00	\$86,584.00	\$0.00	\$0.00
<b>408 Data Program Incentive Total</b>					<b>\$21,646.00</b>	<b>\$86,584.00</b>	<b>\$0.00</b>	<b>\$0.00</b>
<b>408 Data Program SAFETEA-LU Total</b>					<b>\$21,646.00</b>	<b>\$86,584.00</b>	<b>\$0.00</b>	<b>\$0.00</b>
<b>410 High Fatality Rate</b>								
<b>410 High Fatality Rate</b>								
	2	Plan	K8FR-2016-16-K8-01	WASCOP ALCOHOL FACTORS	\$48,774.53	\$0.00	\$16,258.17	\$0.00
	6	Plan	K8FR-2016-16-K8-11	WASCOP Video Cameras	\$149,154.47	\$0.00	\$49,718.16	\$0.00
	15	Plan	K8FR-2016-16-K8-07	WMC Region 2 Safe Communities	\$65,783.00	\$0.00	\$21,927.67	\$0.00

**U.S. Department of Transportation National Highway Traffic Safety Administration  
Highway Safety Plan Transaction**

State: Wyoming

Page: 3

2016-HSP-1  
For Approval

Report Date: 07/30/2015

Program Area	Line	Action	Project	Description	State	Current Fiscal Year Funds	Carry Forward Funds	Share to Local
	17	Plan	K8FR-2016-16-K8-08	CRMC Region 1 Safe Communities	\$144,475.68	\$0.00	\$48,158.57	\$0.00
	24	Plan	K8FR-2016-16-K8-05	Laramie County DUI Court	\$8,117.25	\$0.00	\$2,705.75	\$0.00
	26	Plan	K8FR-2016-16-K8-06	IPR DUI Monitoring & Probation	\$51,666.28	\$0.00	\$17,222.10	\$0.00
	31	Plan	K8FR-2016-16-K8-12	Cheyenne Mobile Impaired Command Post	\$162,345.00	\$0.00	\$54,115.00	\$0.00
	55	Plan	K8FR-2016-16-K8-09	Comprehensive Alcohol Program	\$40,586.25	\$0.00	\$13,528.75	\$0.00
<b>410 High Fatality Rate Total</b>					<b>\$670,902.46</b>	<b>\$0.00</b>	<b>\$223,634.17</b>	<b>\$0.00</b>
<b>154 Transfer Funds</b>								
<b>154 Hazard Elimination</b>								
	58	Plan	154HE-2016-16-HE-01	154 Hazardous Elimination	\$0.00	\$0.00	\$197,431.85	\$0.00
<b>154 Hazard Elimination Total</b>					<b>\$0.00</b>	<b>\$0.00</b>	<b>\$197,431.85</b>	<b>\$0.00</b>
<b>154 Transfer Funds Total</b>					<b>\$0.00</b>	<b>\$0.00</b>	<b>\$197,431.85</b>	<b>\$0.00</b>
<b>164 Transfer Funds</b>								
<b>164 Hazard Elimination</b>								
	59	Plan	164HE-2016-16-HE-01	164 Hazardous Elimination	\$0.00	\$0.00	\$1,556,261.36	\$0.00
<b>164 Hazard Elimination Total</b>					<b>\$0.00</b>	<b>\$0.00</b>	<b>\$1,556,261.36</b>	<b>\$0.00</b>
<b>164 Transfer Funds Total</b>					<b>\$0.00</b>	<b>\$0.00</b>	<b>\$1,556,261.36</b>	<b>\$0.00</b>
<b>MAP 21 405b OP Low</b>								
<b>405b Low HVE</b>								
	10	Plan	M2HVE-2016-16-M2-01	WASCOP OP O/T Enforcement	\$76,549.40	\$0.00	\$306,197.61	\$0.00
	33	Plan	M2HVE-2016-16-M2-02	WHP OP O/T Enforcement	\$25,975.20	\$0.00	\$103,900.80	\$0.00
<b>405b Low HVE Total</b>					<b>\$102,524.60</b>	<b>\$0.00</b>	<b>\$410,098.41</b>	<b>\$0.00</b>
<b>405b Low Public Education</b>								
	35	Plan	M2PE-2016-16-PE-02	Seatbelt Observation Survey	\$21,646.00	\$86,584.00	\$0.00	\$0.00
	41	Plan	M2PE-2016-16-PE-01	Child Passenger Safety Instructors	\$31,031.49	\$20,228.99	\$103,896.97	\$0.00

U.S. Department of Transportation National Highway Traffic Safety Administration  
**Highway Safety Plan Transaction**

State: Wyoming

Page: 4

2016-HSP-1  
 For Approval

Report Date: 07/30/2015

Program Area	Line	Action	Project	Description	State	Current Fiscal Year Funds	Carry Forward Funds	Share to Local
	43	Plan	M2PE-2016-16-PE-03	WY Task Force on Occupant Protection	\$21,646.00	\$86,584.00	\$0.00	\$0.00
<b>405b Low Public Education Total</b>					<b>\$74,323.49</b>	<b>\$193,396.99</b>	<b>\$103,896.97</b>	<b>\$0.00</b>
<b>MAP 21 405b OP Low Total</b>					<b>\$176,848.09</b>	<b>\$193,396.99</b>	<b>\$513,995.38</b>	<b>\$0.00</b>
<b>MAP 21 405c Data Program</b>								
<b>405c Data Program</b>								
	7	Plan	M3DA-2016-16-M3-01	WASCOP E-Citations/RMS	\$70,944.76	\$0.00	\$283,779.07	\$0.00
	11	Plan	M3DA-2016-16-M3-04	WDH Electronic Reporting System	\$38,962.80	\$9,550.60	\$146,300.60	\$0.00
	36	Plan	M3DA-2016-16-M3-03	Traffic Records Project Manager	\$33,551.30	\$134,205.20	\$0.00	\$0.00
	47	Plan	M3DA-2016-16-M3-05	Traffic Records IT Support	\$25,975.20	\$103,900.80	\$0.00	\$0.00
	48	Plan	M3DA-2016-16-M3-06	Traffic Records Geolocation GIS Service	\$25,975.20	\$103,900.80	\$0.00	\$0.00
	52	Plan	M3DA-2016-16-M3-07	POST Data Software Upgrade	\$14,178.13	\$56,712.52	\$0.00	\$0.00
	53	Plan	M3DA-2016-16-M3-08	WLEA Data Software Upgrade	\$23,594.14	\$94,376.56	\$0.00	\$0.00
<b>405c Data Program Total</b>					<b>\$233,181.53</b>	<b>\$502,646.48</b>	<b>\$430,079.67</b>	<b>\$0.00</b>
<b>MAP 21 405c Data Program Total</b>					<b>\$233,181.53</b>	<b>\$502,646.48</b>	<b>\$430,079.67</b>	<b>\$0.00</b>
<b>MAP 21 405d Impaired Driving Mid</b>								
<b>405d Mid HVE</b>								
	9	Plan	M5HVE-2016-16-M5-01	WASCOP DUI O/T Enforcement	\$144,088.77	\$410,209.14	\$166,145.97	\$0.00
	32	Plan	M5HVE-2016-16-M5-03	WHP DUI O/T Enforcement	\$19,481.40	\$77,925.60	\$0.00	\$0.00
	34	Plan	M5HVE-2016-16-M5-02	WHP Motorcycle EnforcementI	\$27,057.50	\$108,230.00	\$0.00	\$0.00
	39	Plan	M5HVE-2016-16-M5-04	WASCOP Motorcycle Enforcement	\$35,472.38	\$141,889.53	\$0.00	\$0.00
<b>405d Mid HVE Total</b>					<b>\$226,100.05</b>	<b>\$738,254.27</b>	<b>\$166,145.97</b>	<b>\$0.00</b>
<b>405d Mid ID Coordinator</b>								
	19	Plan	M5IDC-2016-16-M5-01	IPR Region 3 Safe Communities	\$20,291.82	\$81,167.31	\$0.00	\$0.00
<b>405d Mid ID Coordinator Total</b>					<b>\$20,291.82</b>	<b>\$81,167.31</b>	<b>\$0.00</b>	<b>\$0.00</b>

U.S. Department of Transportation National Highway Traffic Safety Administration  
**Highway Safety Plan Transaction**

State: Wyoming

Page: 5

2016-HSP-1  
 For Approval

Report Date: 07/30/2015

Program Area	Line	Action	Project	Description	State	Current Fiscal Year Funds	Carry Forward Funds	Share to Local
<b>405d Mid Court Support</b>								
	23 Plan		M5CS-2016-16-M5-01	Local Intoximeters	\$3,246.90	\$12,987.60	\$0.00	\$0.00
<b>405d Mid Court Support Total</b>					<b>\$3,246.90</b>	<b>\$12,987.60</b>	<b>\$0.00</b>	<b>\$0.00</b>
<b>405d Mid Paid/Earned Media</b>								
	14 Plan		M5PEM-2016-16-PM-02	GCID Impaired Driving Media Campaign	\$129,876.00	\$519,504.00	\$0.00	\$0.00
	51 Plan		M5PEM-2016-16-PM-01	PAO Alcohol Media Campaigns	\$63,660.88	\$0.00	\$254,643.55	\$0.00
<b>405d Mid Paid/Earned Media Total</b>					<b>\$193,536.88</b>	<b>\$519,504.00</b>	<b>\$254,643.55</b>	<b>\$0.00</b>
<b>405d Mid Training</b>								
	28 Plan		M5TR-2016-16-TR-01	DRE, SFST, DECP, ARIDE TRAINING	\$63,409.80	\$253,639.16	\$0.00	\$0.00
<b>405d Mid Training Total</b>					<b>\$63,409.80</b>	<b>\$253,639.16</b>	<b>\$0.00</b>	<b>\$0.00</b>
<b>405d Mid Information System</b>								
	8 Plan		M5IS-2016-16-M5-01	WASCOP Underage Drinking Enforcement	\$50,370.78	\$201,483.14	\$0.00	\$0.00
	22 Plan		M5IS-2016-16-M5-02	GCID Facilitator	\$40,770.24	\$163,080.97	\$0.00	\$0.00
	27 Plan		M5IS-2016-16-M5-06	Traffice Safety Resource Prosecutor	\$32,512.72	\$130,050.91	\$0.00	\$0.00
<b>405d Mid Information System Total</b>					<b>\$123,653.74</b>	<b>\$494,615.02</b>	<b>\$0.00</b>	<b>\$0.00</b>
<b>405d Mid Other Based on Problem ID</b>								
	4 Plan		M5OT-2016-16-M5-01	WASCOP Law Enforcement Coordination	\$20,992.55	\$83,970.20	\$0.00	\$0.00
	57 Plan		M5OT-2016-16-M5-02	Alcohol Assessment	\$5,411.50	\$21,646.00	\$0.00	\$0.00
<b>405d Mid Other Based on Problem ID Total</b>					<b>\$26,404.05</b>	<b>\$105,616.20</b>	<b>\$0.00</b>	<b>\$0.00</b>
<b>MAP 21 405d Impaired Driving Mid Total</b>					<b>\$656,643.24</b>	<b>\$2,205,783.56</b>	<b>\$420,789.52</b>	<b>\$0.00</b>
<b>MAP 21 405f Motorcycle Programs</b>								
<b>405f Motorcyclist Awareness</b>								
	38 Plan		M9MA-2016-16-M9-01	Motorcycle Awareness	\$10,390.08	\$18,844.34	\$22,715.98	\$0.00
<b>405f Motorcyclist Awareness Total</b>					<b>\$10,390.08</b>	<b>\$18,844.34</b>	<b>\$22,715.98</b>	<b>\$0.00</b>

U.S. Department of Transportation National Highway Traffic Safety Administration  
**Highway Safety Plan Transaction**

State: Wyoming

Page: 6  
 Report Date: 07/30/2015

2016-HSP-1  
 For Approval

Program Area	Line	Action	Project	Description	State	Current Fiscal Year Funds	Carry Forward Funds	Share to Local
MAP 21 405f Motorcycle Programs					\$10,390.08	\$18,844.34	\$22,715.98	\$0.00
	Total							
NHTSA Total					\$2,093,606.50	\$4,915,269.61	\$3,778,524.90	\$920,534.93
Total					\$2,093,606.50	\$4,915,269.61	\$3,778,524.90	\$920,534.93

## FFY 2016 -Match Summary Report

---

### SAFETEA-LU MATCH CATAGORIES

---

<b>Section 402</b>	<b>State</b>	<b>Federal</b>
405	75%	25%
408	80%	20%
410	75%	25%
154AL		100%
2010		100%

---

### MAP-21 MATCH CATAGORIES

---

<b>MAP-21</b>	<b>State</b>	<b>Federal</b>
402 -P&A	76.22%	23.75%
402	90.49%	9.51%
405	80%	20%
154AL		100%



**FISCAL YEAR 2016 - HIGHWAY SAFETY GRANT APPLICATIONS**

GTS Project Number	Applicant	Project Name	Project Total	C1	C2	C3	C4	C5	C6	C7	C8	C9
PA-2016-16-PA-01	WYDOT - HSO	Planning & Administration	\$ 135,287.50	x								
MC-2016-16-MC-02	WYDOT - HSO	Motorcycle Coordinator	\$ 108,230.00							x	x	
PT-2016-16-PT-01	WYDOT - HSO	LEL (Statewide-Cheyenne)	\$ 139,400.24				x	x				
PT-2016-16-PT-02	WYDOT - HSO	LEL (Statewide-Casper)	\$ 114,853.68				x	x				
PT-2016-16-PT-03	WASCOP	LEC (Occupant Protection)	\$ 104,962.78				x					
PT-2016-16-PT-05	WASCOP	Radars	\$ 69,267.20				x		x			
RS-2016-16-RS-01	Lyman PD	Radar Speed Sign	\$ 26,211.14						x			
RS-2016-16-RS-02	WYDOT - WHP	Safety Education Encompassing Grant	\$ 357,159.00				x	x				x
M5IS-2016-16-M5-03	Governor's Office	Office of Governor Policy Coordinator	\$ 129,876.00					x				
SA-2016-16-SA-01	WDH - EMS	IPR Position	\$ 38,003.88	x	x							
SA-2016-16-SA-02	La Co School Dist 1	CLICK	\$ 88,512.66	x	x		x	x				x
SA-2016-16-SA-03	WMC	Safe Communities Region 2 - Occupant Protection	\$ 57,600.00	x	x		x					x
SA-2016-16-SA-04	Injury Prevention Resources	Safe Communities Region 3 - Occupant Protection	\$ 67,639.42	x	x		x					
SA-2016-16-SA-05	CRMC Injury Prevention Foundation	Safe Communities Region 1 - Occupant Protection	\$ 152,720.11	x	x		x					x
PM-2016-16-PM-01	WYDOT - Public Affairs Office	Media (OP, MC)	\$ 811,302.90				x					
PM-2016-16-PM-02	WYDOT-Dist 5	Wind River Reservation Occupant Protection	\$ 55,738.45									
PM-2016-16-PM-02	WYDOT-Dist 5	Wind River Reservation Alcohol/Drug	\$ 53,573.85					x				
K2-2016-16-K2-01	WYDOT - HSO	Occupant Protection Assessment	\$ 27,057.50				x					
K2-2016-16-K2-04	WYDOT - HSO	Comprehensive Occupant Protection Program	\$ 54,115.00				x					
K9-2016-16-K9-01	WYDOT - HSO	HS Data Integration, Analysis and Reporting	\$ 108,230.00	x								
K8FR-2016-16-K8-01	WASCOP	Alcohol Factors	\$ 65,032.70					x				
K8FR-2016-16-K8-05	Laramie County DUI Court	IDA Training	\$ 10,823.00					x				
K8FR-2016-16-K8-06	Injury Prevention Resources	DUI Monitoring	\$ 68,888.38					x				
K8FR-2016-16-K8-07	WMC	Safe Communities Region 2 - Alcohol	\$ 87,710.67					x				x
K8FR-2016-16-K8-08	CRMC Injury Prevention Foundation	Safe Communities Region 1 - Alcohol	\$ 192,634.25					x				
K8FR-2016-16-K8-09	WYDOT - HSO	Comprehensive Alcohol Program	\$ 54,115.00					x				
K8FR-2016-16-K8-11	WASCOP	Video Camera	\$ 198,872.63					x				
K8FR-2016-16-K8-04	WYDOT - HSO	Comprehensive Alcohol Program	\$ 54,115.00									
K8FR-2016-16-K8-12	Cheyenne Police Dept.	Mobile Impaired Command Post	\$ 216,460.00					x				
M2HVE-2016-16-M2-01	WASCOP	OP HVE O/T	\$ 382,747.01				x					
M2HVE-2016-16-M2-02	WYDOT - WHP	WHP OP O/T Enforcement	\$ 129,876.00				x					
M2PE-2016-16-PE-01	CRMC Injury Prevention Foundation	Child Passenger Safety Instructors	\$ 155,157.45	x	x		x					x
M2PE-2016-16-PE-02	WYDOT - HSO	Wyoming Statewide Seat Belt Survey	\$ 108,230.00				x					
M2PE-2016-16-PE-03	WYDOT - HSO	WY Task Force on Occupant Protection	\$ 108,230.00				x					
M3DA-2016-16-M3-01	WASCOP	E Citations/RMS	\$ 354,723.83	x								
M3DA-2016-16-M3-03	WYDOT - HSO	Traffic Records Project Manager	\$ 167,756.50	x								
M3DA-2016-16-M3-04	WDH - EMS	Electronic Reporting Systems	\$ 194,814.00	x								
M3DA-2016-16-M3-05	WYDOT - HSO	Traffic Records IT Support	\$ 129,876.00	x								
M3DA-2016-16-M3-06	WYDOT - HSO	Traffic Records Geolocation GIS Service	\$ 129,876.00	x								
M3DA-2016-16-M3-07	WPOST	Computer Software	\$ 70,890.65	x								
M3DA-2016-16-M3-08	WLEA	Software	\$ 117,970.70	x								
M5HVE-2016-16-M5-01	WASCOP	DUI HVE O/T	\$ 720,443.88	x	x			x				
M5HVE-2016-16-M5-02	WYDOT - WHP	Specialized MC Enforce, Ham/Jam Sturgis	\$ 135,287.50						x	x		
M5HVE-2016-16-M5-03	WYDOT - WHP	WHP DUI O/T Enforcement	\$ 97,407.00					x				
M5HVE-2016-16-M5-04	WASCOP	Motorcycle/Sturgis	\$ 177,361.91						x	x		
M5IDC-2016-16-M5-01	Injury Prevention Resources	Safe Communities Region 3 - Alcohol	\$ 101,459.13					x				
M5CS-2016-16-M5-01	HSO	Intoximeter (CT)	\$ 16,234.50					x				



**Project Number:** PA-2016-16-PA-01  
**Project Name:** Planning & Administration  
**Project Sub Recipient:** Highway Safety Office

**Project:**

The Highway Safety Office (HSO) administers highway safety program funding for the state of Wyoming. The HSO is committed to reducing deaths and injuries on Wyoming roadways through professional staff development, effective management of federal highway safety funds, data driven programs and funding, and partnerships with other traffic safety groups and organizations.

The Planning and Administration program area provides funding for employee travel and training, invitational travel, vehicle, vehicle operation expenses, equipment and other elements contributing to the overall management of the HSO’s Highway Safety Plan.

This project will include:

- Travel to Traffic Safety Conferences
- Travel to Traffic Safety Trainings
- Membership fees and other related expenses
- Office supply purchases
- Travel within the state for Traffic Related events and to fulfill grant responsibilities

**Evaluation Measures:** Provide a final reporting of all project activities and how they correlated in meeting Objectives and the overall Performance Measures by October 15, 2016.

**Project Funding Source:** 402

<b>Budget Summary:</b>	Personal Services	\$ 0.00
	Travel/Training	\$ 0.00
	Contractual	\$ 0.00
	Equipment	\$ 35,000.00
	Other Direct Costs	\$ 90,000.00
	Indirect Costs	<u>\$ 0.00</u>
	<b>Sub Total</b>	\$125,000.00
	WYDOT Indirect Cost (8.23%)	<u>\$ 10,287.50</u>
	<b>Total</b>	\$135,287.50

**Local Benefit:** 0%

**Capital Equipment:** Vehicle (1 @ 35,000)

**Performance Target:** C1

**Project Number:** MC-2016-16-MC-02  
**Project Name:** Motorcycle Coordinator  
**Project Sub Recipient:** Highway Safety Office

**Project:**

The Highway Safety Office (HSO) is committed to reducing deaths and injuries on Wyoming roadways. In 2014, Wyoming experienced 290 motorcycle crashes with 258 injuries and 16 motorcyclist fatalities. On average (2010-2014) there are 311 motorcycle crashes in Wyoming's short riding season.

This position will provide expertise and leadership in implementation of program areas including certification of trainers, rider education training, obtaining course training sites and managing the overall Motorcycle Safety Training Program (fee based) statewide.

**Evaluation Measures:** Provide a final reporting of all project activities and how they correlated in meeting Objectives and the overall Performance Measures by October 15, 2016.

**Project Funding Source:** 402

<b>Budget Summary:</b>	Personal Services	\$	0.00
	Travel/Training	\$	5,000.00
	Contractual	\$	95,000.00
	Equipment	\$	0.00
	Other Direct Costs	\$	0.00
	Indirect Costs	\$	0.00
	<b>Sub Total</b>		\$100,000.00
	WYDOT Indirect Cost (8.23%)	\$	8,230.00
	<b>Total</b>		\$108,230.00

**Local Benefit:** 0%

**Capital Equipment:** N/A

**Performance Target:** C6, C7

**Project Number:** PT-2016-16-PT-01  
**Project Name:** Law Enforcement Liaison (Cheyenne)  
**Project Sub Recipient:** Highway Safety Office

**Project:**

A fulltime Law Enforcement Liaison provides grant coordination and technical assistance to all law enforcement agencies in the State of Wyoming in the areas of DUI Enforcement and Occupant Protection Enforcement. Approximately 75 individual grants comprise the LEL-South jurisdiction. To best manage these grants, site visits are needed with the participating agencies throughout each fiscal year cycle. These site visits also provide valuable reciprocal interaction and education between the Highway Safety Office and the individual Law enforcement agencies.

The project activities include:

- To interface with local, state and national traffic safety initiatives as directed;
- To conduct on-site visits to law enforcement agencies to advance the mission of the Highway Safety Office;
- To provide travel and associated costs to attend Traffic Safety Conferences;
- To submit a monthly administrative overview and summary report of all grant activity to the Highway Safety Office;
- To assist with coordination and/or facilitation of state regional meetings for all law enforcement sub-recipients;
- To provide media and/or campaign assistance to law enforcement agencies and Safe Communities;
- To review the status of grant administration process and to discuss related issues or concerns with Highway Safety partners;
- To attend meetings and/or serve as a Highway Safety Office representative as requested by the Highway Safety Program Manager.

**Evaluation Measures:** Provide a final reporting of all project activities and how they correlated in meeting Objectives and the overall Performance Measures by October 15, 2016.

**Project Number:** PT-2016-16-PT-01- Continued  
**Project Name:** Law Enforcement Liaison (Cheyenne)  
**Project Sub Recipient:** Highway Safety Office

**Project Funding Source:** 402

<b>Budget Summary:</b>	Personal Services	\$103,800.00	\$114,400.00
	Travel/Training	<del>\$ 25,000.00</del>	\$ 31,318.00
	Contractual	<del>\$ 0.00</del>	\$ 0.00
	Equipment	<del>\$ 0.00</del>	\$ 0.00
	Other Direct Costs	<del>\$ 0.00</del>	\$ 200.00
	Indirect Costs	<del>\$ 0.00</del>	\$ 0.00
	<b>Sub Total</b>	\$128,800.00	\$145,918.00
	WYDOT Indirect Cost (8.23%)	<del>\$ 10,600.24</del>	\$ 12,009.05
	<b>Total</b>	\$139,400.24	\$157,927.05

**Local Benefit:** 0%

**Capital Equipment:** N/A

**Performance Target:** C4, C5

**Project Number:** PT-2016-16-PT-02  
**Project Name:** Law Enforcement Liaison (Casper)  
**Project Sub Recipient:** Highway Safety Office

**Project:**

A fulltime Law Enforcement Liaison provides grant coordination and technical assistance to all law enforcement agencies in the State of Wyoming in the areas of DUI Enforcement and Occupant Protection Enforcement. Approximately 75 individual grants comprise the LEL-South jurisdiction. To best manage these grants, site visits are needed with the participating agencies throughout each fiscal year cycle. These site visits also provide valuable reciprocal interaction and education between the Highway Safety Office and the individual Law enforcement agencies.

The project activities include:

- To interface with local, state and national traffic safety initiatives as directed;
- To conduct on-site visits to law enforcement agencies to advance the mission of the Highway Safety Office;
- To provide travel and associated costs to attend Traffic Safety Conferences;
- To submit a monthly administrative overview and summary report of all grant activity to the Highway Safety Office;
- To assist with coordination and/or facilitation of state regional meetings for all law enforcement sub-recipients;
- To provide media and/or campaign assistance to law enforcement agencies and Safe Communities;
- To review the status of grant administration process and to discuss related issues or concerns with Highway Safety partners;
- To attend meetings and/or serve as a Highway Safety Office representative as requested by the Highway Safety Program Manager.

**Evaluation Measures:** Provide a final reporting of all project activities and how they correlated in meeting Objectives and the overall Performance Measures by October 15, 2016.

**Evaluation Measures:** Provide a final reporting of all project activities and how they correlated in meeting Objectives and the overall Performance Measures by October 15, 2016.

**Project Number:** PT-2016-16-PT-02 - Continued  
**Project Name:** Law Enforcement Liaison (Casper)  
**Project Sub Recipient:** Highway Safety Office

**Project Funding Source:** 402

<b>Budget Summary:</b>	Personal Services	<del>\$ 81,120.00</del>	\$ 85,800.00
	Travel/Training	<del>\$ 25,000.00</del>	\$ 31,318.00
	Contractual	<del>\$ 0.00</del>	\$ 0.00
	Equipment	<del>\$ 0.00</del>	\$ 0.00
	Other Direct Costs	<del>\$ 0.00</del>	\$ 200.00
	Indirect Costs	<del>\$ 0.00</del>	\$ 0.00
	<b>Sub Total</b>	\$106,120.00	\$117,318.00
	WYDOT Indirect Cost (8.23%)	<del>\$ 8,733.68</del>	\$ 9,655.27
	<b>Total</b>	\$114,853.68	\$126,973.27

**Local Benefit:** 0%

**Capital Equipment:** N/A

**Performance Target:** C4, C5



**Project Number:** PT-2016-16-PT-03  
**Project Name:** Law Enforcement Coordination – Occupant Protection  
**Project Sub Recipient:** Wyoming Association of Sheriffs and Chiefs of Police (WASCOP)

**Project:**

WASCOP, through the oversight and direction provided by the Association’s standing committee on Traffic Safety, will oversee the administration of the of the Selective Traffic Enforcement Program grants. There are approximately 75 individual grant applications each year. The efficient administration of these grants and the effective coordination of all local grant funded enforcement activities is a critical component of the state’s Highway Safety Plan. The process must satisfy NHTSA and WYDOT Highway Safety Office requirements, rules and regulations.

This project will coordinate the Enhanced Occupant Protection Enforcement Initiative with input from the Traffic Safety Committee. This consolidated approach will result in effective and coordinated grant funded enforcement activities associated with national, state, local and targeted events.

- Process and administer all authorized Highway Safety Selective Traffic Enforcement Program grants for FY 2016;
- Assess and improve existing law enforcement grants management system;
- Maintain with the HSO the online/consolidated grant reporting system currently in use;
- Provide all grant announcements, information and follow-up to law enforcement agencies;
- Monitor and record event activity reports submitted by grantee agencies;
- Provide the Highway Safety Office with official reports of law enforcement overtime grant activities and productivity numbers; of contribution to state activity measures;
- Review vouchers submitted by grantee agencies for accuracy and conformity with grant requirements and process reimbursement payments;
- Ensure that all necessary and required grant documentation is reported and recorded;
- Provide campaign media/events assistance to local law enforcement agencies;
- Coordinate all state activities with national initiatives;
- Assist coordination of all local and state traffic safety initiatives;
- Travel as required to facilitate/participate in Traffic Safety Committee meetings, including travel associated with instate and out-of-state Traffic Safety Conferences as needed or that are specifically related to this project;
- Submit monthly administrative overview and summary report of all grant activity to HSO;
- Schedule and coordinate/facilitate regional or statewide meetings for all law enforcement grantee agencies as needed, directed by HSO;
- Coordinate the FY2017 grant application process for law enforcement;

Revised: November 6, 2015

**Project Number:** PT-2016-16-PT-03- Continued  
**Project Name:** Law Enforcement Coordination – Occupant Protection  
**Project Sub Recipient:** Wyoming Association of Sheriffs and Chiefs of Police (WASCOP)

- Provide technical assistance and coordination services upon request of grantee agencies or as directed by WASCOP or Highway Safety Office;
- Provide technical assistance and staffing services for the WASCOP's Traffic Safety Committee;
- Maintain a communication/project management system for all participants;
- Schedule meetings of designated representatives of the HSO, WASCOP and Johnson and Associates to review the status of the grant administration process and to discuss relative issues or concerns.

**Evaluation Measures:** Provide a final reporting of all project activities and how they correlated in meeting Objectives and the overall Performance Measures by October 15, 2016.

**Project Funding Source:** 402

<b>Budget Summary:</b>	Personal Services	\$ 75,000.00	
	Travel/Training	\$ 8,500.00	
	Contractual	\$ 0.00	
	Equipment	\$ 0.00	
	Other Direct Costs	\$ 5,270.00	
	Indirect Costs 9.25% <b>10.35%</b>	<del>\$ 8,211.23</del>	<b>\$ 9,187.70</b>
	<b>Sub Total</b>	<del>\$ 96,981.23</del>	<b>\$ 97,757.70</b>
	WYDOT Indirect Cost (8.23%)	<del>\$ 7,951.56</del>	<b>\$ 8,061.92</b>
	<b>Total</b>	<b>\$104,962.78</b>	<b>\$106,019.61</b>

**Local Benefit:** 0%

**Capital Equipment:** N/A

**Performance Target:** C4

Revised: November 6, 2015

**Project Number:** PT-2016-16-PT-05  
**Project Name:** WASCOP Radars  
**Project Sub Recipient:** Wyoming Association of Sheriffs and Chiefs of Police (WASCOP)

**Project:**

There are many causal factors involved in traffic related crashes. Speed and a lack of seat belt usage in crashes are top traffic safety priorities in every county. In 2014, there were 3,403 traffic crashes that were speed related of which: 62 were fatal crashes with 71 fatalities; 817 injury crashes with 1,196 people injured; and 2,524 property damage only crashes.

WASCOP requests funds for radar units that are a proven tool for law enforcement agencies to reduce crash injuries and fatalities.

Combating the occupant protection problem in Wyoming, local law enforcement agencies require radar units that use state of the art technology. Radar units will be purchased to use as a trigger mechanism to enforce occupant protection seat belt enforcement. There were 3,410 unbelted occupant crashes in 2014 of which 71 were fatalities.

**Evaluation Measures:** Provide a final reporting of all project activities and how they correlated in meeting Objectives and the overall Performance Measures by October 15, 2016.

**Project Funding Source:** 402PT

<b>Budget Summary:</b>	Personal Services	\$	0.00	
	Travel/Training	\$	0.00	
	Contractual	\$	0.00	
	Equipment (21 Radars @ \$3,000 ea)		\$64,000.00	
	Other Direct Costs	\$	0.00	
	Indirect Costs 10.35%	\$	<del>0.00</del>	\$ 6,624.00
	<b>Sub Total</b>		\$64,000.00	\$70,624.00
	WYDOT Indirect Cost (8.23%)		\$ <del>5,267.20</del>	\$ 5,812.36
	<b>Total</b>		\$69,267.20	\$76,436.36

**Local Benefit:** 100%

**Capital Equipment:** N/A

**Performance Target:** C4, C6

Revised: November 6, 2015

**Project Number:** RS-2016-16-RS-01  
**Project Name:** Radar Speed Signs  
**Project Sub Recipient:** Lyman Police Department

**Project:**

Uinta County has a population of nearly 14,000 people with 2,115 (t) citizens residing within the town of Lyman. Two of the three schools, Lyman High School and Lyman Intermediate School, cross walks and reduced speed School Zones located within our town are located directly on a State Highway (US 30 / BUS loop 80). The third school, Urie Elementary School, is a block from Wyoming State Highway #414. This presents inherent problem with heavy School bus, other vehicular and pedestrian traffic. Motorist exceeding the posted speed limit pose a danger to pedestrians crossing the highways in an attempt to reach the schools. As with smaller municipalities in Wyoming, The Lyman Police Department consists of 4 patrol officers, with only one being on duty in a single shift. There were 39 traffic crashes from 2009-2013 with 18 injuries.

By purchasing a radar speed sign, this project will:

- Reduce traffic collisions and violations caused by aggressive driving and excessive speed.
- Enact a public awareness campaign utilizing newspaper advertising, Radio sound bites, Positive enforcement techniques such as the "Save your Ugly Face" program.
- Conduct highly publicized speed enforcement campaigns with in the town of Lyman.
- Install Radar Speed indicator signs in high traffic, collision and speed violation areas.
- Conduct speed enforcement activities in problem areas, placing emphasis on School Zones (3 of which are located on State Highways)

**Evaluation Measures:** Provide a final reporting of all project activities and how they correlated in meeting Objectives and the overall Performance Measures by October 15, 2016.

**Project Funding Source:** 402

<b>Budget Summary:</b>	Personal Services	\$ 0.00
	Travel/Training	\$ 0.00
	Contractual	\$ 0.00
	Equipment	\$24,218.00
	Other Direct Costs	\$ 0.00
	Indirect Costs	<u>\$ 0.00</u>
	<b>Sub Total</b>	\$24,218.00
	WYDOT Indirect Cost (8.23%)	<u>\$ 1,993.14</u>
	<b>Total</b>	\$26,211.14

**Project Number:** RS-2016-16-RS-01 - continued  
**Project Name:** Radar Speed Signs  
**Project Sub Recipient:** Lyman Police Department

**Local Benefit:** 100%

**Capital Equipment:** N/A

**Performance Target:** C6

**Project Number:** RS-2016-16-RS-02  
**Project Name:** WHP Highway Safety Education  
**Project Sub Recipient:** Wyoming Highway Patrol

**Project:**

Wyoming roadways experience a large number of deaths and serious injuries that could be prevented through education on the topics of occupant restraints, distracted driving, speed and impaired driving. In 2014, fifty nine percent (59%) of fatalities were unrestrained; 70 percent were Wyoming residents. Sixty nine percent (69%) of the deaths to those under 21 years of age were unrestrained. Distracted driving continues to be a problem for drivers at 7%. Alcohol or drugs were involved in at least thirty two percent (32%) of all fatalities.

This project will:

Alive @25 Education

- ~~• Promote and expand participation in the Alive @ 25 Program through media;~~
- ~~• Provide instructor training for Troopers and other law enforcement agencies;~~
- ~~• Utilize troopers, sergeants, and lieutenants to teach the "Alive At 25" safety education class;~~
- ~~• Evaluate the Program through the Colorado State Patrol Family Foundation;~~
- ~~• Maintain safety education equipment;~~
- ~~• Send a maximum of 2 WHP current certified instructors to a traffic safety conference.~~
- Promote and expand participation in the Alive at 25 Program through media, social networks and other venues that speak to young drivers;
- Teach Alive at 25 classes, reaching approximately 500 students;
- Provide instructor training to sworn Law Enforcement Officers;
- Secure course materials and evaluate the program through the Colorado State Patrol Family Foundation;
- Provide instructors with the necessary equipment and materials to teach the course;
- Maintain the safe and proper functioning of safety education equipment used during the offering of this course;
- Track the course participant fees (program income) according to State policies and procedures;
- Send certified instructors to a traffic safety conference that will enhance their knowledge and skills relative to the Alive at 25 program and share this information with other instructors upon return.

Impaired Driving Education

- ~~• Promote impaired driving messaging;~~
- ~~• Educate the public on impaired driving utilizing WHP law enforcement personnel;~~
- ~~• Maintain safety education equipment;~~
- ~~• Send a maximum of 2 WHP current certified instructors to a traffic safety conference.~~

Revised: November 6, 2015

**Project Number:** RS-2016-16-RS-02 - Continued  
**Project Name:** WHP Highway Safety Education  
**Project Sub Recipient:** Wyoming Highway Patrol

- Promote impaired driving messaging at high schools, colleges, community events, and other venues statewide in an effort to change behaviors and reduce impaired driving fatalities and injuries;
- Educate the public on impaired driving;
- Maintain the safe and proper functioning of safety education equipment used during the offering of each presentation;
- Send sworn officers instructors to impaired driving-related traffic safety conference, and share this information with other instructors upon return.

#### Occupant Protection Education

- ~~Conduct Child Passenger Safety Events;~~
- ~~Educate parents, caregivers and children on proper child restraint use;~~
- ~~Promote occupant protection messaging;~~
- ~~Maintain safety education equipment;~~
- ~~Send a maximum of 2 WHP current certified instructors to a traffic safety conference.~~
- Provide in-service training on adult occupant protection to instructors/presenters;
- Educate the public on occupant protection education;
- Conduct Child Passenger Safety Events statewide to educate parents, caregivers and children on the importance of proper child restraint use;
- Promote occupant protection messaging, consistent with HSO messaging for this program area;
- Maintain the safe and proper functioning of safety education equipment used during the offering of each presentation;
- Send sworn officers to occupant protection-related traffic safety conference, and share this information with other instructors upon return.
- Develop an educational device for the use by children under the age of 9 to educate the kids on the proper use of child restraints. This item will replace the aging little convincers currently used by the Patrol and its partners.

**Evaluation Measures:** Provide a final reporting of all project activities and how they correlated in meeting Objectives and the overall Performance Measures by October 15, 2016.

**Project Funding Source:** 402

Revised: November 6, 2015

**Project Number:** RS-2016-16-RS-02 - Continued  
**Project Name:** WHP Highway Safety Education  
**Project Sub Recipient:** Wyoming Highway Patrol

<b>Budget Summary:</b>	Personal Services	\$130,000.00	\$120,000.00
	Travel/Training	<del>\$ 35,000.00</del>	\$ 40,000.00
	Contractual	<del>\$ 85,000.00</del>	\$ 60,000.00
	Equipment (Maintenance Only)	<del>\$ 20,000.00</del>	\$ 40,000.00
	Other Direct Costs	<del>\$ 60,000.00</del>	\$ 45,000.00
	Indirect Costs	<del>\$ 0.00</del>	\$ 0.00
	<b>Sub Total</b>	<del>\$330,000.00</del>	\$305,000.00
	WYDOT Indirect Cost (8.23%)	<del>\$ 27,159.00</del>	\$ 25,101.50
	<b>Total</b>	<del>\$357,159.00</del>	\$330,101.50

**Local Benefit:** 0%

**Capital Equipment:** N/A

**Performance Target:** C4, C5, C9



**Project Number:** RS-2016-16-RS-03  
**Project Name:** Governor's DUI Policy Coordinator  
**Project Sub Recipient:** Office of Governor Mathew H. Mead

**Project:**

Wyoming communities, councils, task forces, agencies and programs are working to address alcohol issues and reduce impaired driving. Although these initiatives cross many state agencies, (Transportation, Health, Family Services, Corrections, Education, Revenue and others), because they work independently a number of opportunities are missed, messages and timing are confusing and this results in an overall reduction in the effectiveness of the initiatives. To obtain the maximum and sustained reduction in impaired driving the position of DUI Policy Coordinator is necessary.

The use of this position results in the coordination of state efforts with local initiatives which ensures the efforts compliment and reinforce each other. This position is within the Governor's Office and given authority to effectively deliver the Governor's policy directives on impaired driving. Continuing to work closely with driving counter measures and leveraging each agency's budget more effectively.

The project activities include:

- Represent Governor's vision for impaired driving through work on the Governor's Council on Impaired Driving;
- Report the activities of the Council to the Governor;
- Engage in a forum for research, discussion, and planning to reduce the incidence of impaired driving in Wyoming;
- Identify and employ prevention strategies and behavioral interventions related to impaired driving;
- Recommend content and timing of public awareness and education efforts related to impaired driving;
- Assist with the implementation of the 24/7 sobriety program;
- Speak at a variety of venues concerning impaired driving to enhance public awareness and create behavior change;
- Attend national impaired driving conferences/trainings.

**Evaluation Measures:** Provide a final reporting of all project activities and how they correlated in meeting Objectives and the overall Performance Measures by October 15, 2016.

**Project Funding Source:** 402

**Project Number:** RS-2016-16-RS-03- Continued  
**Project Name:** Governor's DUI Policy Coordinator  
**Project Sub Recipient:** Office of Governor Mathew H. Mead

<b>Budget Summary:</b>	Personal Services	\$ 96,750.00
	Travel/Training	\$ 22,050.00
	Contractual	\$ 0.00
	Equipment	\$ 1,200.00
	Other Direct Costs	\$ 0.00
	Indirect Costs	<u>\$ 0.00</u>
	<b>Sub Total</b>	\$120,000.00
	WYDOT Indirect Cost (8.23%)	<u>\$ 9,876.00</u>
	<b>Total</b>	\$129,876.00

**Local Benefit:** 0%

**Capital Equipment:** N/A

**Performance Target:** C5

**Project Number:** SA-2016-16-SA-01  
**Project Name:** Wyoming Department of Health Injury Prevention Program  
**Project Sub Recipient:** Department of Health – Emergency Medical Services

**Project:**

The 2012 Reassessment of Emergency Medical Services conducted by National Highway Traffic and Safety Administration (NHTSA) recommended the establishment of an injury prevention program (IPP) in Wyoming. With proportional assistance from the Wyoming Office of Highway Safety, the Department of Health (DOH) established an injury prevention program in 2014. Using a draft analysis, the problem of injury was divided into two major categories; intentional injuries (from suicide and violence) and unintentional injuries (from motor vehicle crashes and falls). There are many activities directed at injury prevention (to include injuries from motor vehicle crashes) that are being conducted by multiple partners within the state.

The DOH IPP will identify and develop implementation strategies for the traffic safety priority. The IPP utilizes the Safe States' five core components: infrastructure; analysis of injury data; design, implement, and evaluate programs; technical support and training; and public policy.

The Project Activities include:

- Infrastructure: Support projects, programs and stakeholders related to decreasing motor vehicle related injuries and fatalities by Office of Emergency Medical Services (OEMS), Wyoming Trauma Program (WTP) and Injury Prevention Program (IPP) staff. The IPP will document the support to motor vehicle crash and injury prevention partners by OEMS, WTP and IPP staff. These include, but are not limited to: WYDOT Traffic Records Coordinating Committee, WYDOT Highway Safety Office, Wyoming Department of Health (WDH), Safe Kids, EMS-C, Seatbelt Coalition, Governor's Council on Impaired Driving, Governor's Policy Advisor on Impaired Driving, 24/7 Sobriety Project, Enhanced DUI Enforcement Project, Brain Injury Association of Wyoming, Safe Communities, State Occupational Epidemiology, Safe States Alliance, Child Death Review Team, and Regional Trauma Councils;
- Analysis of injury data (traffic safety);
- Technical Support and Training: Conduct 2-4 priority-injury topic, 1 day summits (one of which would center on motor vehicle crashes) for stakeholders. This will increase awareness of the burden of motor vehicle-related injuries and fatalities in Wyoming;
- Infrastructure: Create a statewide stakeholder's group to share current efforts, evidence based practices, identify community advocates and partner on future safe driving campaigns;
- Design, Implement, Evaluate Programs: Evaluate the CDC's Motor Vehicle Injuries Winnable Battle Campaign to determine if this program is appropriate for Wyoming.
- Technical Support and Training: 1. The IPP Coordinator will provide monthly progress reports as required for project grant recipients;
- Public policy as it relates to traffic safety.

**Project Number:** SA-2016-16-SA-01 - Continued  
**Project Name:** Wyoming Department of Health Injury Prevention Program  
**Project Sub Recipient:** Department of Health – Emergency Medical Services

**Evaluation Measures:** Provide a final reporting of all project activities and how they correlated in meeting Objectives and the overall Performance Measures by October 15, 2016.

<b>Project Funding Source:</b>	402		Other
		402	Safety Partner
<b>Budget Summary:</b>	Personal Services	\$ 20,000.00	\$53,474.00
	Travel/Training	\$ 5,000.00	\$ 1,500.00
	Contractual	\$ 0.00	\$ 0.00
	Equipment	\$ 0.00	\$ 0.00
	Other Direct Costs	\$ 3,900.00	\$ 3,900.00
	Indirect Costs	<u>\$ 6,214.00</u>	<u>\$11,884.00</u>
	<b>Sub Total</b>	\$ 35,114.00	\$67,158.00
	WYDOT Indirect Cost (8.23%)	<u>\$ 2,889.88</u>	<u>\$ 0.00</u>
	<b>Total</b>	\$ 38,003.88	\$67,158.00

**Local Benefit:** 100%

**Capital Equipment:** N/A

**Performance Target:** C1, C2

**Project Number:** SA-2016-16-SA-02  
**Project Name:** CLICK  
**Project Sub Recipient:** Laramie County School District #1

**Project:**

Wyoming's 2014 seat belt usage rate was 79.2%, lower than the 81.9% in 2013 for all vehicle occupants. Female occupants were more likely to be observed as belted than were males. Fatalities involving ages 13-20 totaled 14 occupants from 2013 data results. In 2013, underage drinking was widespread in Wyoming. In 2013 students in grades 9-12 reported the following:

- 68% had at least one drink of alcohol on one or more days during their life
- 22 % had their first sip of alcohol before the age of 13
- 34 % had at least one drink of alcohol on school property in the last 30 days

The Click program continues to influence students within the school district grades 7-12 through classroom presentations, booths, videos, and information brochures. Plans are underway to expand the CLICK Program to a minimum of 8 schools including the Indian Reservation.

**The project activities include:**

- To fund a full-time facilitator to recruit students within the schools to educate and influence youth on highway safety objectives. Program will be evaluated by teachers, immediate supervisor, and student surveys will be done after every presentation;
- To educate junior high and high school students to wear seatbelts each and every time they enter their vehicles. An observational survey will be done to measure seat belt usage by the students and faculty;
- To spread awareness through media campaigns, partnering with AT&T media campaigns, and local businesses through partnerships on distracted driving. Data will be collected by number of students served and media results be polled the same;
- To provide the grant manager with an advance schedule of events for presentations;
- To provide an operating manual of the CLICK Program by November 1, 2015. The manual will include, but not limited to, how to startup of new chapters, classroom presentations templates, recruitment protocols...
- To travel to conferences and regional schools researching best practices and expansion opportunities.
- To meet all fiscal requirements identified in the grant management manual utilizing forms from the Highway Safety Program with supporting documentation, such as vouchers, invoices, receipts, payroll/timesheet certification, etc.

**Evaluation Measures:** Provide a final reporting of all project activities and how they correlated in meeting Objectives and the overall Performance Measures by October 15, 2016.

Revised: November 6, 2015

**Project Number:** SA-2016-16-SA-02 - Continued  
**Project Name:** CLICK  
**Project Sub Recipient:** Laramie County School District #1

**Project Funding Source:** 402

<b>Budget Summary:</b>	Personal Services	<del>\$67,500.00</del>	<u>\$65,532.55</u>
	Travel/Training	<del>\$ 7,332.00</del>	<u>\$ 7,332.00</u>
	Contractual	<del>\$ 2,200.00</del>	<u>\$ 2,200.00</u>
	Equipment	<del>\$ 250.00</del>	<u>\$ 250.00</u>
	Other Direct Costs	<del>\$ 4,500.00</del>	<u>\$ 4,500.00</u>
	Indirect Costs	<del>\$ 0.00</del>	<u>\$ 0.00</u>
	<b>Sub Total</b>	<del>\$81,782.00</del>	<u>\$79,814.55</u>
	WYDOT Indirect Cost (8.23%)	<del>\$ 6,730.66</del>	<u>\$ 6,568.74</u>
	<b>Total</b>	<del>\$88,512.66</del>	<u>\$86,383.29</u>

**Local Benefit:** 100%

**Capital Equipment:** N/A

**Performance Target:** C9

**Project Number:** SA-2016-16-SA-03  
**Project Name:** Region 2 Safe Communities – Occupant Protection  
**Project Sub Recipient:** Wyoming Medical Center

**Project:**

Safe Communities, Region 2 is made up of the following counties: Converse, Natrona, Niobrara and Platte. Each county is very different in terms of population and seat belt usage and attitudes. Natrona County is home to Wyoming's second most populous city and had more crashes, at 2,299, than any other county in 2013. By contrast, Niobrara County is the least populated county in the state and had 68 crashes in 2013. In FY2013, of the 304 fatally or seriously injured vehicle occupants involved in crashes, 133 (44%) were unbelted. Fifty-seven (57) drivers aged 20 or younger were killed or injured in Region 2 in 2011. Region 2 suffered \$600 million in economic loss due to traffic crashes in 2013.

Safe Community efforts at the city and county level introduce highway safety messaging and programs with the intent of modifying behaviors toward drinking and driving, seat belt usage, speed compliance, distracted driving, and/or other data-driven program areas through evidence-based countermeasures. Countermeasure interventions will be appropriate for the over-represented (target) audiences and will reduce death and injury in each jurisdiction. Anecdotal information for these jurisdictions include Natrona County consistently having one of the lowest observed rates of seat belt usage in the state, only 63.9% in 2013. Interventions include the following activities:

- Conduct a comprehensive May Mobilization media campaign in Region 2 counties;
- Conduct region-wide distracted driving, seat belt, child passenger safety, Teen Driver Safety Week (TDSW) media campaigns;
- Conduct TDSW program at one (1) high school in Region 2;
- Have presence at community events to educate attendees about the importance and proper usage of seat belts;
- Participate in Prevent Alcohol and Risk-Related Trauma in Youth (PARTY) events in Natrona and Converse counties by providing seat belt and distracted driving education to participants;
- Hold car seat inspection stations in Region 2;
- Provide Little Convincer presentations to 65% of kindergartens in Casper, WY;
- Hold Car Seat Check Saturday Event during Child Passenger Safety Week.

**Evaluation Measures:** Provide a final reporting of all project activities and how they correlated in meeting Objectives and the overall Performance Measures by October 15, 2016.

**Project Funding Source:** 402

**Project Number:** SA-2016-16-SA-03  
**Project Name:** Region 2 Safe Communities – Occupant Protection  
**Project Sub Recipient:** Wyoming Medical Center

		402	Local Match
<b>Budget Summary:</b>	Personal Services	\$ 32,990.00	\$ 0.00
	Travel/Training	\$ 3,500.00	\$ 0.00
	Contractual	\$ 6,050.00	\$ 0.00
	Equipment	\$ 0.00	\$ 0.00
	Other Direct Costs	\$ 10,680.00	\$9,750.00
	Indirect Costs	<u>\$ 0.00</u>	<u>\$ 0.00</u>
	<b>Sub Total</b>	\$ 53,220.00	\$9,750.00
	WYDOT Indirect Cost (8.23%)	<u>\$ 4,380.00</u>	<u>\$ 0.00</u>
	<b>Total</b>	\$ 57,600.00	\$ 0.00

**Local Benefit:** 100%

**Capital Equipment:** N/A

**Performance Target:** C4



**Project Number:** SA-2016-16-SA-04  
**Project Name:** Region 5 Safe Communities – Occupant Protection  
**Project Sub Recipient:** Injury Prevention Resources

**Project:**

In 2013, counties in Region 5\* show the following number of traffic fatalities: Bighorn-7; Fremont-4; Hot Spings-1; Park-1; Washakie-0. Additionally in 2013, counties in Region 5 show injuries in traffic crashes as follows: Bighorn-54; Fremont-235; Hot Spings-27; Park-157; Washakie-31. The purpose of this grant is to reduce death and injury on highways in Region 3.

Safe Community efforts at the city and county level introduce highway safety messaging and programs with the intent of modifying behaviors toward drinking and driving, seat belt usage, speed compliance, distracted driving, and/or other data-driven program areas through evidence-based countermeasures. Countermeasure interventions will be appropriate for the over-represented (target) audiences and will reduce death and injury in each jurisdiction. Anecdotal information for these jurisdictions include: Fremont County seat belt usage rate of 72.2% in 2012, 75.2% in 2013 and 77.0% in 2014; Big Horn County seat belt usage rate of 60.2% in 2012, 65.1% in 2013 and 71.5% in 2014; Fremont County seat belt usage rate of 72.2% in 2012, 75.2% in 2013 and 77.0% in 2014; Park County seat belt usage rate of 73.6% in 2012, 73.0% in 2013 and 80.2% in 2014.

Interventions include the following activities:

- Conduct a comprehensive May Mobilization media campaign in Region 5 counties;
- Conduct region wide distracted driving, seat belt, child passenger safety, Teen Driver Safety Week (TDSW) media campaigns;
- Attend appropriate safety conferences to strengthen the knowledge base of staff members and network with coordinators in other states;
- Partner with local Prevention Management Organizations (PMO) to provide education through:
  - Mock Car Crashes
  - CWC/NWC Awareness Weeks
  - Life R U Ready
  - Teen Driver Danger Education, Drivers Awareness
  - Battle of the Belts Competition
  - ~~○ POST Training for LE, DFS, Hospitals, etc.~~
  - Car Seat and Adult Seat Belt education training course for LE, DFS, Hospitals, etc.

\*Region 5 previously known as Region 3

Revised: November 6, 2015

**Project Number:** SA-2016-16-SA-04 - Continued  
**Project Name:** Region 5 Safe Communities – Occupant Protection  
**Project Sub Recipient:** Injury Prevention Resources

**Evaluation Measures:** Provide a final reporting of all project activities and how they correlated in meeting Objectives and the overall Performance Measures by October 15, 2016.

<b>Project Funding Source:</b>	402		Other
		402	Safety Partner
<b>Budget Summary:</b>	Personal Services	\$34,336.00	\$17,450.00
	Travel/Training	\$ 8,000.00	\$ 0.00
	Contractual	\$12,000.00	\$ 0.00
	Equipment	\$ 0.00	\$ 0.00
	Other Direct Costs	\$ 8,160.00	\$13,900.00
	Indirect Costs	\$ 0.00	\$ 0.00
	<b>Sub Total</b>	\$62,496.00	\$31,350.00
	WYDOT Indirect Cost (8.23%)	\$ <u>5,143.42</u>	\$ <u>0.00</u>
	<b>Total</b>	\$67,639.42	\$31,350.00

**Local Benefit:** 100%

**Capital Equipment:** N/A

**Performance Target:** C1, C2, C4

**Project Number:** SA-2016-16-SA-05  
**Project Name:** Safe Communities Region 1– Occupant Protection  
**Project Sub Recipient:** CRMC Injury Prevention Foundation

**Project:**

Laramie County seatbelt usage had decreased from 74.3% in 2012 to 72.9% in 2014. In 2013 of the 14,564 crashes in Wyoming 1,129 were from Albany County. Of the 692 crashes in Carbon County, there were 157 injuries crashes and five fatalities. In 2013 there were a total of 225 crashes in Goshen County and a total of 692 crashes in Converse County. In 2014, only 72.8 percent of motorists observed in Natrona County were using seat belts. In Niobrara County there were a total of 68 crashes in 2013. In 2013, there were 544 crashes in Platte County which is 3.7% of the total crashes in Wyoming. In Fremont County from 2009 to 2011 there were a total of 2,678 crashes. Fremont County has the second worst Total Ranking Safety Index in the State of Wyoming. In Park County from 2009 to 2011 there were a total of 1,857 crashes, in Hot Springs County there were a total of 311 crashes, in Washakie County there were a total of 384 crashes and in Big Horn County there were a total of 728 crashes.

In addition, the final two (2) Regions 3 and 4 will be developed under the umbrella of Safe Communities, which will complete the statewide safe community coverage.

Safe Community efforts at the city and county level introduce highway safety messaging and programs with the intent of modifying behaviors toward drinking and driving, seat belt usage, speed compliance, distracted driving, and/or other data-driven program areas through evidence-based countermeasures. Countermeasure interventions will be appropriate for the over-represented (target) audiences and will reduce death and injury in each jurisdiction. Anecdotal information for these jurisdictions include: Laramie County seat belt usage rate of 74.3% in 2012, 73.0% in 2013 and 72.9% in 2014; Albany County seat belt usage rate of 74.2% in 2012, 84.4% in 2013 and 84.3% in 2014; Carbon County seat belt usage rate of 83.0% in 2012, 77.0% in 2013 and 78.8% in 2014.

Interventions include the following activities:

- Conduct a comprehensive May Mobilization media campaign in Region 1 counties;
- Conduct region wide comprehensive distracted driving, seat belt, child passenger safety, Teen Driver Safety Week (TDSW) campaigns;
- Have presence at community events to educate attendees about the importance and proper usage of seat belts;
- Conduct car seat inspection stations;
- Hold Car Seat Check Saturday Event during Child Passenger Safety Week;
- UW Awareness and Media Campaign for the football and basketball season;
- Attend appropriate safety conferences to strengthen the knowledge base of staff members and network with coordinators in other states;
- Attend quarterly regional meetings;
- Partner with local PMOs to provide traffic safety education to families in their communities;
- Partner with the EMS Office for the Every 15 Minutes Program.

Revised: November 30, 2015

**Project Number:** SA-2016-16-SA-05 - Continued  
**Project Name:** Statewide Safe Communities – Occupant Protection  
**Project Sub Recipient:** CRMC Injury Prevention Foundation

- Purchase rack cards, posters and child safety seats to **qualifying families** assist with local programs to have successful events throughout the year;
- Media campaign for Boost Til 9 Billboards to be posted at different times of the year to have a continual education message.

**Evaluation Measures:** Provide a final reporting of all project activities and how they correlated in meeting Objectives and the overall Performance Measures by October 15, 2016.

**Project Funding Source:** 402

<b>Budget Summary:</b>	402		Other Safety Partner
Personal Services	\$ 50,237.00		\$23,249.00
Travel/Training	<del>\$ 17,700.00</del>	<b>\$ 6,400.00</b>	\$ 2,450.00
Contractual	<del>\$ 2,440.00</del>	<b>\$ 240.00</b>	\$ 3,250.00
Equipment	\$ 0.00		\$ 0.00
Other Direct Costs	\$ 70,730.00		\$57,475.00
Indirect Costs	<u>\$ 0.00</u>		<u>\$ 0.00</u>
<b>Sub Total</b>	<b>\$141,107.00</b>	<b>\$127,607.00</b>	\$86,424.00
WYDOT Indirect Cost (8.23%)	<del>\$ 11,613.11</del>	<b>\$ 10,502.06</b>	<u>\$ 0.00</u>
<b>Total</b>	<del>\$152,720.11</del>	<b>\$138,109.06</b>	\$86,424.00

**Local Benefit:** 100%

**Capital Equipment:** N/A

**Performance Target:** C4, C9

Revised: November 30, 2015

**Project Number:** SA-2016-16-SA-06  
**Project Name:** Statewide Media Survey  
**Project Sub Recipient:** Highway Safety Office

**Project:**

Traffic safety surveys seek to obtain information on the public’s knowledge, opinions, or self reported driving behavior. The population of interest is all drivers.

A basic set of survey questions for seat belt use, impaired driving, distracted driving and speeding to be used in regular telephone or similar surveys to track driver attitudes, campaign awareness, communication activities and self-reported driving behavior. The survey will select a representative sample of all drivers throughout the State.

In association with the Strategic Performance Improvement Program, the Highway Safety Office will oversee the work associated with conducting the survey. The data will be provided to our sub-recipients and used in problem identification for Highway Safety projects.

**Evaluation Measures:** Provide a final reporting of all project activities and how they correlated in meeting Objectives and the overall Performance Measures by October 15, 2016.

**Project Funding Source:** 402

<b>Budget Summary:</b>	Personal Services	\$	0.00
	Travel/Training	\$	0.00
	Contractual		\$50,000.00
	Equipment	\$	0.00
	Other Direct Costs	\$	0.00
	Indirect Costs		<u>0.00</u>
	<b>Sub Total</b>		\$50,000.00
	WYDOT Indirect Cost (8.23%)		<u>\$ 4,115.00</u>
	<b>Total</b>		\$54,115.00

**Local Benefit:** 0%

**Capital Equipment:** N/A

**Performance Target:** C4, C5

**Project Number:** PM-2016-16-PM-01/M5-PEM-2016-16-PM-01  
**Project Name:** Paid Media  
**Project Sub Recipient:** WYDOT Public Affairs Office (PAO)

**Project:**

The PAO will make the public aware of traffic issues through multi-media communication and outreach. The highway safety efforts are undertaken on a statewide basis with the cooperation of various partners, including WYDOT District Public Involvement Specialists.

In 2014, 150 persons were killed and at least 3,944 were injured on Wyoming roadways. Crash statistics will drive this project in 2016. At a minimum, alcohol, distracted driving and seat belt usage are the top traffic safety priorities to be addressed. The PAO will work collaboratively with traffic safety partners such as the Highway Safety Office, Governor’s Council on Impaired Driving, Drive Safe Wyoming, and Safe Communities.

The Public Affairs Office will:

- Use data to design messaging that will modify the behaviors of targeted demographics.
- Develop, produce and distribute media messaging to address priority traffic safety programs statewide.
- **Provide Alcohol and Drug Education information for young drivers**

**Evaluation Measures:** Provide a final reporting of all project activities and how they correlated in meeting Objectives and the overall Performance Measures by October 15, 2016.

**Project Funding Source:** 402 / 405d

<b>Budget Summary:</b>	402		405d	
Personal Services	\$ 0.00		\$ 0.00	
Travel/Training	\$ 5,450.00		\$ 0.00	
Contractual	<del>\$717,160.00</del>	<b>\$567,550.00</b>	<del>\$294,100.00</del>	<b>\$170,000.00</b>
Equipment	\$ 0.00		\$ 0.00	
Other Direct Costs	\$ 27,000.00		\$ 0.00	
Indirect Costs	\$ 0.00		\$ 0.00	
<b>Sub Total</b>	<del>\$749,610.00</del>	<b>\$600,000.00</b>	<del>\$294,100.00</del>	<b>\$170,000.00</b>
WYDOT Indirect Cost (8.23%)	<del>\$ 61,692.90</del>	<b>\$ 49,380.00</b>	<del>\$ 24,204.43</del>	<b>\$ 13,991.00</b>
<b>Total</b>	<del>\$811,302.90</del>	<b>\$649,380.00</b>	<del>\$318,304.43</del>	<b>\$183,991.00</b>

**Local Benefit:** 25%

**Capital Equipment:** N/A

**Performance Target:** C4, C5, S1

**Revised: November 6, 2015**

**Project Number:** PM-2016-16-PM-02  
**Project Name:** Wind River Reservation Occupant Protection/**Alcohol**  
**Project Sub Recipient:** Wyoming Department of Transportation – District 5

**Project:**

Wyoming Department of Transportation District 5 is located in the central and northwest part of Wyoming and includes residents of Fremont County/Wind River Indian Reservation. Based on a three-year average (2010-12) in Fremont County, according to WYDOT statistics, of the 166 fatally or seriously injured vehicle occupants involved in traffic crashes, 102 (61 percent) were unbelted; 72 percent in pickup truck crashes were unbelted; and of the 34 unbelted pickup truck occupants, 26 were male and 18 were between the ages of 18-34. Ten of 25 central and northwest Wyoming fatal crashes in 2014 happened on Fremont County highways and involved non-use of seatbelts.

Based on a three-year average (2010-12) in Fremont County, according to WYDOT statistics, there were 62 alcohol-related fatal/serious injury crashes, and 81 people were fatally or seriously injured. There were 36 fatalities and 45 incapacitating injuries, and 16 percent of all alcohol-related fatal/ serious injury crashes were urban; the rest were rural. For Riverton only, according to Riverton Police Department, 80.8 percent of arrests were alcohol related in 2013-14. These statistics hold true for other Fremont County communities.

This project will reduce traffic fatalities by:

- **Conducting impaired driving highway safety campaigns.**
- Launching a billboard campaign in Fremont County to include the Wind River Reservation;
- Leveraging city bus advertising for campaign messaging;
- Conducting occupant protection media campaigns;
- Conducting a speed-related campaign.

**Evaluation Measures:** Provide a final reporting of all project activities and how they correlated in meeting Objectives and the overall Performance Measures by October 15, 2016.

**Project Funding Source:** 402

**Note:** This project merges the write-ups PM-2016-16-PM-02 Wind River Reservation Alcohol with Occupant Protection.

Revised: October 26, 2015

**Project Number:** PM-2016-16-PM-02 - Continued  
**Project Name:** Wind River Reservation Occupant Protection/**Alcohol**  
**Project Sub Recipient:** Wyoming Department of Transportation – District 5

<b>Budget Summary:</b>	Personal Services	\$ <del>0.00</del>	\$ 0.00
	Travel/Training	\$ <del>2,000.00</del>	\$ 4,000.00
	Contractual	\$48,000.00	\$76,000.00
	Equipment	\$ <del>0.00</del>	\$ 0.00
	Other Direct Costs	\$ <del>0.00</del>	\$ 0.00
	Indirect Costs	\$ <del>0.00</del>	\$ 0.00
	<b>Sub Total</b>	\$50,000.00	\$80,000.00
	WYDOT Indirect Cost (8.23%)	\$ <del>4,115.00</del>	\$ <u>6,584.00</u>
	<b>Total</b>	\$54,115.00	\$86,584.00

**Local Benefit:** 100%

**Capital Equipment:** N/A

**Performance Target:** C4

**Note:** This project merges the write-ups PM-2016-16-PM-02 Wind River Reservation Alcohol with Occupant Protection.

Revised: October 26, 2015



**Project Number:** PM 2016-16-PM-02  
**Project Name:** Wind River Reservation Alcohol/Drug  
**Project Sub Recipient:** Wyoming Department of Transportation District 5

**Project:**

Wyoming Department of Transportation District 5 is located in the central and northwest part of Wyoming and includes residents of Fremont County/Wind River Indian Reservation. Based on a three-year average (2010-12) in Fremont County, according to WYDOT statistics, there were 62 alcohol-related fatal/serious injury crashes, and 81 people were fatally or seriously injured. There were 36 fatalities and 45 incapacitating injuries, and 16 percent of all alcohol-related fatal/serious injury crashes were urban; the rest were rural. For Riverton only, according to Riverton Police Department, 80.8 percent of arrests were alcohol related in 2013-14. These statistics hold true for other Fremont County communities.

This project will reduce fatalities by:

- Conducting impaired driving highway safety campaigns.

**Evaluation Measures:** Provide a final reporting of all project activities and how they correlated in meeting Objectives and the overall Performance Measures by October 15, 2016.

**Project Funding Source:** 402

<b>Budget Summary:</b>	Personal Services	\$ 0.00
	Travel/Training	\$ 2,000.00
	Contractual	\$49,000.00
	Equipment	\$ 0.00
	Other Direct Costs	\$ 0.00
	Indirect Costs	\$ 0.00
	<b>Sub Total</b>	\$51,000.00
	WYDOT Indirect Cost (8.23%)	\$ 4,197.30
	<b>Total</b>	\$55,197.30

**Local Benefit:** 100%

**Capital Equipment:** N/A

**Performance Target:** C5

**Note:** This project merges the write-ups PM-2016-16-PM-02 Wind River Reservation Alcohol with Occupant Protection.

Revised: October 26, 2015

**Project Number:** ~~K8FR-2016-16-K8-09~~ / 154AL-2016-16-AL-01  
**Project Name:** Comprehensive Impaired Driving  
**Project Sub Recipient:** Highway Safety Office

**Project:**

Alcohol was involved in 67.69% of all custodial arrests. Driving under the influence arrests accounted for 29.6% of all arrests with an average reported blood alcohol content (BAC) statewide of 0.1556. Forty-seven percent of the persons arrested for DUI had a reported BAC level above 0.16 and nine percent had a BAC of 0.24 or greater. The average reported BAC for 671 persons who were arrested for DUI after being involved in a traffic crash was 0.16. The age group (in 5-year increments) with the highest percentage of DUI arrests was age 21 – 25 (20%), followed by age 26-30 (14%) and 31-35 (12%). (Source: 2013 Alcohol and Crime in Wyoming).

The Highway Safety Program will partner with the many traffic safety advocates to reduce death and injury due to impaired driving or motorcycle riding.

This project will augment planned activities for:

- National Teen Driver Safety Week
- Halloween Campaign
- Holiday Campaign (Thanksgiving, Christmas, New Years)
- Super Bowl Media Campaign
- St. Patrick’s Day Media Campaign
- State Fair and Rodeo Seasons
- 4th of July Campaign
- National Crackdown Campaign

**Evaluation Measures:** Provide a final reporting of all project activities and how they correlated in meeting Objectives and the overall Performance Measures by October 15, 2016.

**Project Funding Source:** ~~410HFR~~ 154AL

<b>Budget Summary:</b>	Personal Services	\$ 0.00
	Travel/Training	\$ 0.00
	Contractual	\$ 0.00
	Equipment	\$ 0.00
	Other Direct Costs	\$50,000.00
	Indirect Costs	<u>\$ 0.00</u>
	<b>Sub Total</b>	\$50,000.00
	WYDOT Indirect Cost (8.23%)	<u>\$ 4,115.00</u>
<b>Total</b>	<b>\$54,115.00</b>	

**Project Number:** ~~K8-2016-16-K8-09~~ / 154AL-2016-16-AL-01 Continued  
**Project Name:** Comprehensive Impaired Driving  
**Project Sub Recipient:** Highway Safety Office

**Local Benefit:** 0%

**Capital Equipment:** N/A

**Performance Target:** C5

**Project Number:** ~~K8FR-2016-16-K8-11~~ / 154AL-2016-16-AL-02  
**Project Name:** WASCOP Video Cameras  
**Project Sub Recipient:** Wyoming Association of Sheriffs and Chiefs of Police

**Project:**

Alcohol continues to be a significant factor in one third of the fatal and serious injury crashes in Wyoming. In 2014, 51 fatalities occurred in 48 alcohol related crashes; 456 people were injured in 327 alcohol related crashes.

Detecting and arresting impaired drivers is instrumental in achieving this core performance measure. Video cameras assist law enforcement by providing a visual recap of the arrest for court testimony.

Camera placement will be based on high DUI fatality locations, high alcohol involved crash locations, high DUI arrest areas.

**Evaluation Measures:** Provide a final reporting of all project activities and how they correlated in meeting Objectives and the overall Performance Measures by October 15, 2016.

**Project Funding Source:** ~~410HFR~~ / 154AL

<b>Budget Summary:</b>	Personal Services	\$	0.00	
	Travel/Training	\$	0.00	
	Contractual	\$	0.00	
	Equipment		\$183,750.00	
	Other Direct Costs	\$	0.00	
	Indirect Costs 10.35%		<del>\$ 0.00</del>	<u>\$ 19,018.13</u>
	<b>Sub Total</b>		<u>\$183,750.00</u>	<u>\$202,768.13</u>
	WYDOT Indirect Cost (8.23%)		<del>\$ 15,122.63</del>	<u>\$ 16,387.82</u>
	<b>Total</b>		<del>\$198,872.63</del>	<u>\$219,455.95</u>

**Local Benefit:** 100%

**Capital Equipment:** Video Camera's (36 @ \$5,000 each)

**Performance Target:** C5

Revised: November 16, 2015

**Project Number:** ~~K8FR-2016-16-K8-12~~ / 154AL-2016-16-AL-03  
**Project Name:** DUI Mobile Command Post  
**Project Sub Recipient:** Cheyenne Police Department

**Project:**

In order to significantly reduce the percentage of alcohol-involved crashes in Wyoming, new strategies and a data driven approach will be needed to target this recurring and dangerous problem.

Statistics provided by W ASCOP Alcohol and Crime in Wyoming 2013 indicate that:

- Alcohol was involved in 67.69% of all Statewide custodial arrests and 29.6% were DUI's;
- Alcohol was involved in 64.39% of all custodial arrests in Cheyenne and Laramie County;
- The average DUI blood alcohol content (BAC) reported in all DUI arrests was 0.1556, which is nearly double the legal limit;
- The level of alcohol involvement reported in the 136,864 reported arrests during the last eight years indicates that alcohol is the drug that has the greatest influence on crime and fatal crashes in Wyoming;

Laramie County is one of the most populous counties in the State and accounts for 30% of the population and 25.52% of all DUI arrests in the State during 2013

This project will:

- Participate in all seven (7) D.U.1. Task Force Events scheduled for FY 2015-2016 in Cheyenne and Laramie County;
- Participate in at least three (3) data driven D.U.I. Task Force Events outside of Laramie County;
- Participate in at least two (2) community oriented educational events regarding the dangers of D.U.I.;
- Participate in a media events centering on the use of the D.U.I. Mobile Command Post that can be used across the state of Wyoming;
- Purchase a TouchPrint 5300 (Finger Print Machine) . This will enhance capabilities by allowing people arrested for DUI to have their arrest entered onto their record for future processing.

**Evaluation Measures:** Provide a final reporting of all project activities and how they correlated in meeting Objectives and the overall Performance Measures by October 15, 2016.

**Project Funding Source:** ~~410HFR~~ 154AL

Revised: November 16, 2015

**Project Number:** ~~K8FR-2016-16-K8-12~~ / 154-2016-16-AL-03- Continued  
**Project Name:** DUI Mobile Command Post  
**Project Sub Recipient:** Cheyenne Police Department

<b>Budget Summary:</b>	Personal Services	<del>\$ 85,000.00</del>	\$ 30,000.00
	Travel/Training	<del>\$ 30,000.00</del>	\$ 15,000.00
	Contractual	<del>\$ 60,000.00</del>	\$ 30,000.00
	Equipment	<del>\$ 25,000.00</del>	\$ 25,000.00
	Other Direct Costs	<del>\$ 0.00</del>	\$ 0.00
	Indirect Costs	<del>\$ 0.00</del>	<u>\$ 0.00</u>
	<b>Sub Total</b>	\$200,000.00	\$100,000.00
	WYDOT Indirect Cost (8.23%)	<del>\$ 16,460.00</del>	<u>\$ 8,230.00</u>
	<b>Total</b>	\$216,460.00	\$108,230.00

**Local Benefit:** 90%

**Capital Equipment:** TouchPrint 5300 (1 @ \$22,343.00)

**Performance Target:** C5

**Project Number:** ~~M5HVE-2016-16-M5-01~~ / 154AL-2016-16-AL-04  
**Project Name:** DUI High Visibility Overtime Enforcement  
**Project Sub Recipient:** Wyoming Association of Sheriffs and Chiefs of Police (WASCOP)

**Project:**

Driving under the influence arrests accounted for 30% of all arrests with an average reported blood alcohol content (BAC) statewide of 0.156. Forty-seven percent of the persons arrested for DUI had a reported BAC level above 0.16. The age group with the highest percentage of DUI arrests was 21 – 25 (20%).

WASCOP will:

- Ensure funding distribution is based on data;
- Ensure the grant funds will be event based and will include the National Crackdown – Alcohol campaign as a mandatory event.

**Evaluation Measures:** Provide a final reporting of all project activities and how they correlated in meeting Objectives and the overall Performance Measures by October 15, 2016.

**Project Funding Source:** ~~405d~~ 154AL

<b>Budget Summary:</b>	Personal Services	\$	0.00	
	Travel/Training	\$	0.00	
	Contractual		\$609,299.00	
	Equipment	\$	0.00	
	Other Direct Costs	\$	0.00	
	Indirect Costs <del>9.25%</del> 10.35%		<del>\$ 56,360.16</del>	\$ 63,062.45
	<b>Sub Total</b>		\$665,660.16	\$672,361.45
	WYDOT Indirect Cost (8.23%)		<del>\$ 54,786.82</del>	\$ 55,335.35
	<b>Total</b>		\$720,443.88	\$727,696.80

**Local Benefit:** 100%

**Capital Equipment:** N/A

**Performance Target:** C1, C2, C5

Revised: November 6, 2015

**Project Number:** ~~M5PEM-2016-16-PM-02~~ / 154PM-2016-16-PM-01  
**Project Name:** GCID Media  
**Project Sub Recipient:** WYDOT Public Affairs Office

**Project:**

More than 75% of the 17,361 persons arrested were alcohol and/or drug related. The profile of the average person taken to jail in Wyoming continues to be relatively consistent with previous years: The typical offender is male with an average age of 35. The Governor's Council on Impaired Driving (GCID), through Public Affairs Office, is working to make the public aware of highway safety issues related to impaired driving.

Specifically, the PAO will assist the Council in educating and informing the public about the dangers of impaired driving. PAO will make recommendations, provide creative services (concepts, messaging, themes, slogans, design, video, photo, etc.), arrange for media buys, and contract with vendors and consultants.

The GCID is ultimately responsible for how and when to spend grant funds.

The Public Affairs Office will:

- Coordinate the development and distribution of communication-related traffic safety information determined important for the Wyoming traveling public;
- Consult with GCID Media Subcommittee.

**Evaluation Measures:** Provide a final reporting of all project activities and how they correlated in meeting Objectives and the overall Performance Measures by October 15, 2016.

**Project Funding Source:** ~~405d~~ / 154AL

<b>Budget Summary:</b>	Personal Services	\$	0.00	
	Travel/Training	\$	3,000.00	
	Contractual	<del>\$547,000.00</del>		<b>\$397,000.00</b>
	Equipment	\$	0.00	
	Other Direct Costs	\$	50,000.00	
	Indirect Costs	\$	0.00	
	<b>Sub Total</b>		<del>\$600,000.00</del>	<b>\$450,000.00</b>
	WYDOT Indirect Cost (8.23%)		<del>\$ 49,380.00</del>	<b>\$ 37,035.00</b>
	<b>Total</b>		<del>\$649,380.00</del>	<b>\$487,035.00</b>

Revised: November 16, 2015



**Project Number:** ~~M5PEM-2016-16-PM-02~~ / 154PM-2016-16-PM-01- Continued  
**Project Name:** GCID Media  
**Project Sub Recipient:** WYDOT Public Affairs Office

**Local Benefit:** 0%

**Capital Equipment:** N/A

**Performance Target:** C5

**Project Number:** K2-2016-16-K2-01  
**Project Name:** Occupant Protection Assessment  
**Project Sub Recipient:** WYDOT-Highway Safety Office

**Project:**

Wyoming has a history of low seatbelt usage by its residents. The usage is well below the national average and the state also has consistently had the highest fatality rate in the nation for all passenger vehicles. There were 150 vehicle related deaths in Wyoming in 2014 and 47% of the persons killed were not wearing a seatbelt.

This new project will include but not limited to the following activities:

- Conduct an Occupant Protection Assessment

**Evaluation Measures:** Provide a final reporting of all project activities and how they correlated in meeting Objectives and the overall Performance Measures by October 15, 2016.

**Project Funding Source:** 405 SAFETEA-LU

<b>Budget Summary:</b>	Personal Services	\$	0.00
	Travel/Training	\$	0.00
	Contractual		\$25,000.00
	Equipment	\$	0.00
	Other Direct Costs	\$	0.00
	Indirect Costs	\$	<u>0.00</u>
	<b>Sub Total</b>		\$25,000.00
	WYDOT Indirect Cost (8.23%)		<u>\$ 2,057.50</u>
	<b>Total</b>		\$27,057.50

**Local Benefit:** 0%

**Capital Equipment:** N/A

**Performance Target:** C4

**Project Number:** K2-2016-16-K2-04  
**Project Name:** Comprehensive Occupant Protection  
**Project Sub Recipient:** Highway Safety Office

**Project:**

Every year Wyoming has a large number of deaths and serious injuries on our highways that could be prevented or reduced through the proper use of occupant restraints. In 2013, 50% of fatalities on Wyoming Highways were unrestrained. Of these fatalities, 81% were Wyoming residents. Almost 55% of the unrestrained deaths were under 21 years of age. The Highway Safety Office will partner with the many traffic safety advocates to reduce death and injury to unrestrained fatalities.

This project will augment planned activities for:

- National Teen Driver Safety Week
- Halloween Campaign
- Holiday Campaign (Thanksgiving, Christmas, New Years)
- Super Bowl Media Campaign
- St. Patrick’s Day Media Campaign
- May Mobilization
- State Fair and Rodeo Seasons
- 4th of July Campaign
- National Crackdown Campaign
- National Child Passenger Safety Week

**Evaluation Measures:** Provide a final reporting of all project activities and how they correlated in meeting Objectives and the overall Performance Measures by October 15, 2016.

**Project Funding Source:** 405 SAFETEA-LU

<b>Budget Summary:</b>	Personal Services	\$ 0.00
	Travel/Training	\$ 0.00
	Contractual	\$ 0.00
	Equipment	\$ 0.00
	Other Direct Costs	\$50,000.00
	Indirect Costs	<u>\$ 0.00</u>
	<b>Sub Total</b>	\$50,000.00
	WYDOT Indirect Cost (8.23%)	<u>\$ 4,115.00</u>
	<b>Total</b>	\$54,115.00

**Project Number:** K2-2016-16-K2-04 - Continued  
**Project Name:** Comprehensive Occupant Protection  
**Project Sub Recipient:** Highway Safety Office

**Local Benefit:** 0%

**Capital Equipment:** N/A

**Performance Target:** C4

**Project Number:** K9-2016-16-K9-01  
**Project Name:** Highway Safety Data Integration, Analysis and Reporting  
**Project Sub Recipient:** Highway Safety Office

**Project:**

The Wyoming Electronic Crash Reporting System (WECRS) and Safety and Planning Operational Database (SPOD) are two of the main databases relied upon to identify, develop, and evaluate traffic safety countermeasures in Wyoming. Enhancements are necessary to meet the data driven demands of end users.

This project will:

- Retain a consultant;
- Build upon the existing CARE/WebCARE platform, adding multiple services such as map-based reporting that can be accessed by safety analysts as well as by other end users;
- Provide the capability to display information derived from multiple data sets and to streamline the execution of the Extract, Transfer and Load (ETL);
- Train basic and advanced analysts/users (inside/outside WYDOT) in query capabilities.

**Evaluation Measures:** Provide a final reporting of all project activities and how they correlated in meeting Objectives and the overall Performance Measures by October 15, 2016.

**Project Funding Source:** 408

<b>Budget Summary:</b>	Personal Services	\$ <del>0.00</del>	\$ 0.00
	Travel/Training	\$ <del>0.00</del>	\$ 0.00
	Contractual	\$100,000.00	\$170,000.00
	Equipment	\$ <del>0.00</del>	\$ 0.00
	Other Direct Costs	\$ <del>0.00</del>	\$ 0.00
	Indirect Costs	<u>\$ <del>0.00</del></u>	<u>\$ 0.00</u>
	<b>Sub Total</b>	\$100,000.00	\$170,000.00
	WYDOT Indirect Cost (8.23%)	<u>\$ <del>8,230.00</del></u>	<u>\$ 13,991.00</u>
	<b>Total</b>	\$108,230.00	\$183,991.00

**Local Benefit:** 0%

**Capital Equipment:** N/A

**Performance Target:** C1

**Project Number:** K8FR-2016-16-K8-01  
**Project Name:** Alcohol Factors  
**Project Sub Recipient:** Wyoming Association of Sheriffs and Chiefs of Police (WASCOP)

**Project:**

The level of alcohol abuse in Wyoming, as well as the inordinate number of persons who drive impaired, pose significant risks to public safety in the state. The Wyoming Association of Sheriffs and Chiefs of Police has been collecting alcohol-related data from every person booked into detention facilities in all 23 counties and the Fremont County Detox Center, since 2006 in order to collect and evaluate alcohol-related data in custodial arrests in Wyoming.

The following data (collected during 2013) clearly illustrate the serious public safety concerns that currently exist in Wyoming: High percentage of alcohol-involved arrests (67.69%); Inordinate number of arrests for public intoxication (4,241) and DUI (4,353); and the high levels of BAC recorded for these individuals (average BAC: 0.24 for public intoxication and 0.1556 for DUI).

This project will:

- Analyze (through WASCOP) the alcohol-related data for all custodial arrests from January 1 through December 31, 2015. This information is being collected at the time of book-in ;
- Analyze (through WASCOP) the data, produce, print and disseminate an Executive Summary and two year end reports of the alcohol-related arrest data;
- Involve community leaders across Wyoming in addressing issues and finding solutions to the increasing number of alcohol-involved arrests, public intoxication and driving under influence incidents that are occurring;
- Partner with the Governor’s Council on Impaired Driving to conduct Policymakers Forums and group presentations.

**Evaluation Measures:** Provide a final reporting of all project activities and how they correlated in meeting Objectives and the overall Performance Measures by October 15, 2016.

**Project Funding Source:** 410HFR

Revised: November 6, 2015

**Project Number:** K8FR-2016-16-K8-01- Continued  
**Project Name:** Alcohol Factors  
**Project Sub Recipient:** Wyoming Association of Sheriffs and Chiefs of Police (WASCOP)

<b>Budget Summary:</b>	Personal Services	\$40,000.00	
	Travel/Training	\$ 5,000.00	
	Contractual	\$ 0.00	
	Equipment	\$ 0.00	
	Other Direct Costs	\$10,000.00	
	Indirect Costs 9.25% <del>10.35%</del>	<del>\$ 5,087.00</del>	<u>\$ 5,692.50</u>
	<b>Sub Total</b>	<del>\$60,087.00</del>	<u>\$60,692.50</u>
	WYDOT Indirect Cost (8.23%)	<del>\$ 4,945.16</del>	<u>\$ 4,994.99</u>
	<b>Total</b>	<del>\$65,032.16</del>	<u>\$65,687.49</u>

**Local Benefit:** 0%

**Capital Equipment:** N/A

**Performance Target:** C5

Revised: November 6, 2015

**Project Number:** K8FR-2016-16-K8-05  
**Project Name:** Impaired Driving Assessment (IDA)  
**Project Sub Recipient:** Laramie County DUI Court

**Project:**

The threat of drunk driving continues to be a serious public safety concern in Laramie County and Wyoming. Laramie County statistics demonstrate the following:

- DUI arrests in 2013 accounted for 25.52%, down from 28.76% in 2012;
- Average BAC at point of arrest in 2013 was .1665, up from .145 in 2012;
- Alcohol involved traffic crashes totaled 90 in 2013 up from 75 in 2012.

This project will:

- Retain services of a consultant who will train the DUI Court in the use of the "NHTSA Screening for Risk and Needs Using the Impaired Driving Assessment";

**Evaluation Measures:** Provide a final reporting of all project activities and how they correlated in meeting Objectives and the overall Performance Measures by October 15, 2016.

**Project Funding Source:** 410HFR

<b>Budget Summary:</b>	Personal Services	\$ 0.00	
	Travel/Training	\$ 1,000.00	
	Contractual	\$10,000.00	
	Non-Major Equipment	\$ 0.00	
	Other Direct Costs	\$ 0.00	
	Indirect Costs	<u>\$ 0.00</u>	
	<b>Sub Total</b>	<del>\$10,000.00</del>	<b>\$11,000.00</b>
	WYDOT Indirect Cost (8.23%)	<del>\$ 823.00</del>	<b>\$ 905.30</b>
	<b>Total</b>	<del>\$10,823.00</del>	<b>\$11,905.30</b>

Revised: October 26, 2015



**Project Number:** K8FR-2016-16-K8-05 - Continued  
**Project Name:** Impaired Driving Assessment (IDA)  
**Project Sub Recipient:** Laramie County DUI Court

**Local Benefit:** 100%

**Capital Equipment:** N/A

**Performance Target:** C5

**Project Number:** K8FR-2016-16-K8-06  
**Project Name:** IPR DUI Monitoring and Probation  
**Project Sub Recipient:** Injury Prevention Resources

**Project:**

In 2013, Fremont County showed 4 traffic fatalities and 235 injuries in traffic crashes. In 2013, 71% of all arrests made were alcohol related with an average BAC of .01822. Continued action is needed to prevent recidivism.

From 2009 to 2013, IPR's DUI Supervised Probation Program served 456 clients. Of those 456 Clients, 80% successfully completed the program. Of the 80% that successfully complete, .03% (12 of 456) of the clients had subsequent DUI's leading to probation with IPR.

The Wind River Indian Reservation within Fremont County is an at-risk population served by IPR. Important points of reference are jurisdictional issues, joint probation supervision obstacles and lack of recognition relevant to warrants and other court related documents. According to the 2010 census, Fremont County is at a poverty level of 13%. Which is nearly 2x the Wyoming state average of 7%.

This project will:

- Maintain DUI Supervised Probation for clients defined as "hardcore drunk drivers" (typically a BAC of .15 or greater);
- Maintain an 80% or greater successful completion rate;
- Maintain a less than 1% intra-agency DUI recidivism rate;
- Continue to offer the SCRAMx bracelets generated by DUI traffic offenses as ordered by the courts;
- We will maintain 55 clients that have a history of DUI activity by utilizing ScramX bracelets during FY2016;
- Improve our compliance rate of 92% during the base FY2014 by 1% during FY2016;
- Increase number of clients who would recommend using ScramX to refrain from alcohol consumption by 2% during FY2016 from 85% in base year FY2014.

**Evaluation Measures:** Provide a final reporting of all project activities and how they correlated in meeting Objectives and the overall Performance Measures by October 15, 2016.

**Project Funding Source:** 410HFR

**Project Number:** K8FR-2016-16-K8-06 - Continued  
**Project Name:** IPR DUI Monitoring and Probation  
**Project Sub Recipient:** Injury Prevention Resources

		410	Other Safety Partner
<b>Budget Summary:</b>	Personal Services	\$56,550.00	\$17,450.00
	Travel/Training	<del>\$ 2,000.00</del>	\$ 2,450.00
	Contractual	\$ 0.00	\$ 2,450.00
	Equipment	\$ 0.00	\$ 200.00
	Other Direct Costs	<del>\$ 5,099.99</del>	\$13,900.00
	Indirect Costs	<u>\$ 0.00</u>	<u>\$ 0.00</u>
	<b>Sub Total</b>	<u>\$63,649.99</u>	\$36,450.00
	WYDOT Indirect Cost (8.23%)	<del>\$ 5,238.39</del>	<u>\$ 0.00</u>
	<b>Total</b>	<u>\$68,888.38</u>	\$36,450.00

		410	
<b>Budget Summary:</b>	Personal Services	\$ 89,320.00	
	Travel/Training	\$ 6,000.00	
	Contractual	\$ 0.00	
	Equipment	\$ 0.00	
	Other Direct Costs	\$ 20,399.94	
	Indirect Costs	<u>\$ 0.00</u>	
	<b>Sub Total</b>	\$115,719.94	
	WYDOT Indirect Cost (8.23%)	<u>\$ 9,523.75</u>	
	<b>Total</b>	\$125,243.69	

**Local Benefit:** 100%

**Capital Equipment:** N/A

**Performance Target:** C5

**Project Number:** K8FR-2016-16-K8-07  
**Project Name:** Region 2 Safe Communities - Alcohol  
**Project Sub Recipient:** Wyoming Medical Center

**Project:**

Safe Communities, Region 2 is made up of the following counties: Converse, Natrona, Niobrara and Platte. Each county is very different. Natrona County is home to Wyoming's second most populous city and had more crashes, at 2,299, than any other county in 2013. By contrast, Niobrara County is the least populated county in the state and had 68 crashes in 2013. In Converse County, a total of 18 crashes were related to alcohol use. In Natrona County, alcohol was a factor in 3 fatal crashes resulting in 2 injuries and 4 fatalities. Niobrara County had 1 alcohol related fatal crash. Platte County had 7 alcohol related crashes with one fatality.

Safe Community efforts at the city and county level introduce highway safety messaging and programs with the intent of modifying behaviors toward drinking and driving and/or other data-driven program areas through evidence-based countermeasures. Countermeasure interventions will be appropriate for the over-represented (target) audiences and will reduce death and injury in each jurisdiction. Anecdotal information for these jurisdictions include: Natrona County with 575 DUIs in 2014; and Niobrara County with 35 DUIs in 2014.

Interventions include the following activities:

- Conduct a comprehensive August Crackdown media campaign in Region 2 counties;
- Conduct region wide Halloween, Holiday, Superbowl, St. Patrick's Day, 4<sup>th</sup> of July media campaigns;
- Have presence at community events to educate attendees about the importance and proper usage of seat belts;
- Participate in Prevent Alcohol and Risk-Related Trauma in Youth (PARTY) events in Natrona and Converse counties by providing impaired driving education to participants;
- Support Safe Ride program in Natrona County with brochure printing or other media costs;
- Purchase space/vending table at 1-2 community events to educate attendees about the impaired driving. Fatal Vision Goggle demonstrations, marijuana and alcohol, will be available at events;
- Participate in Casper College's Back to School Bash - students will receive impaired driving education including Fatal Vision Goggle demonstrations (marijuana and alcohol);
- Collaborate with other alcohol prevention agencies in the region including: Natrona County Alcohol Taskforce, Natrona County Prevention Coalition; and Prevention Management Organization.

**Evaluation Measures:** Provide a final reporting of all project activities and how they correlated in meeting Objectives and the overall Performance Measures by October 15, 2016.

**Project Number:** K8FR-2016-16-K8-07  
**Project Name:** Region 2 Safe Communities - Alcohol  
**Project Sub Recipient:** Wyoming Medical Center

**Project Funding Source:** 410HFR Other  
Safety Partner

<b>Budget Summary:</b>	Personal Services	\$ 49,486.00	\$ 0.00
	Travel/Training	\$ 5,000.00	\$ 0.00
	Contractual	\$ 16,800.00	\$ 0.00
	Equipment	\$ 305.00	\$ 0.00
	Other Direct Costs	\$ 9,450.00	\$ 4,500.00
	Indirect Costs	<u>\$ 0.00</u>	<u>\$ 0.00</u>
	<b>Sub Total</b>	\$ 81,041.00	\$ 4,500.00
	WYDOT Indirect Cost (8.23%)	<u>\$ 6,669.67</u>	<u>\$ 0.00</u>
	<b>Total</b>	\$ 87,710.67	\$ 4,500.00

**Local Benefit:** 100%

**Capital Equipment:** N/A

**Performance Target:** C5, C9

**Project Number:** K8FR-2016-16-K8-08  
**Project Name:** Safe Communities Region 1 – Alcohol  
**Project Sub Recipient:** CRMC Injury Prevention Foundation

**Project:**

In 2013 in Laramie County, there were a total of 564 total DUI arrests and the average DUI BAC level was 0.1665; of those 564 DUI arrests 90 resulted in traffic crashes. Overall alcohol was involved 85.42% of traffic crashes in Albany County and 22.92% of traffic crashes involved drugs. In Carbon County there was a total of 141 DUI's and the average BAC level was .1729. In Goshen County, 100% of the 40 traffic crashes involved alcohol and the average BAC level of those traffic crashes was .147 nearly twice the legal limit. In Converse County, a total of 18 crashes were related to alcohol use. Alcohol was a factor in 3 fatal crashes resulting in 2 injuries and 4 fatalities in Natrona County, in Niobrara County there was 1 alcohol related fatal crash and in Platte County was 1 alcohol related fatal crash in which 1 person died, and 7 alcohol related crashes. Fremont and Park County's have been listed in the Total Ranking Safety Index as needing improvement in the alcohol related issues.

Safe Community efforts at the city and county level introduce highway safety messaging and programs with the intent of modifying behaviors toward drinking and driving and/or other data-driven program areas through evidence-based countermeasures. Countermeasure interventions will be appropriate for the over-represented (target) audiences and will reduce death and injury in each jurisdiction.

Interventions include the following activities:

- Conduct a comprehensive August Crackdown media campaign in Region 1 counties;
- Conduct region wide Halloween, Holiday, Super Bowl, St. Patrick's Day, 4<sup>th</sup> of July media campaigns;
- Provide impaired driving education at community events such as UW Awareness Campaign for the football and basketball season;
- Attend appropriate safety conferences to strengthen the knowledge base of staff members and network with coordinators in other states;
- Attend quarterly regional meetings;
- Partner with local PMOs to provide community wide education.

Revised: November 6, 2015

**Project Number:** K8FR-2016-16-K8-08 - Continued  
**Project Name:** Statewide Safe Communities – Alcohol  
**Project Sub Recipient:** CRMC Injury Prevention Foundation

**Evaluation Measures:** Provide a final reporting of all project activities and how they correlated in meeting Objectives and the overall Performance Measures by October 15, 2016.

**Project Funding Source:** 410HFR

**Budget Summary:**

	410		Other Safety Partner
Personal Services	\$ 75,356.00		\$25,450.00
Travel/Training	<del>\$ 26,600.00</del>	\$ 9,600.00	\$ 2,450.00
Contractual	<del>\$ 3,660.00</del>	\$ 360.00	\$ 2,450.00
Equipment	\$ 0.00		\$ 0.00
Other Direct Costs	\$ 72,370.00		\$28,400.00
Indirect Costs	<u>\$ 0.00</u>		<u>\$ 0.00</u>
<b>Sub Total</b>	<del>\$177,986.00</del>	<b>\$157,686.00</b>	\$58,750.00
WYDOT Indirect Cost (8.23%)	<del>\$ 14,648.25</del>	<b>\$ 12,977.56</b>	<u>\$ 0.00</u>
<b>Total</b>	<del>\$192,634.25</del>	<b>\$170,663.56</b>	\$58,750.00

**Local Benefit:** 100%

**Capital Equipment:** N/A

**Performance Target:** C5

**Project Number:** K8FR-2016-16-K8-10  
**Project Name:** Geolocating  
**Project Sub Recipient:** Highway Safety Office

**Project:**

In 2014, 64 percent of the 17,361 persons arrested in Wyoming were alcohol related. Impaired driving claimed the lives of 38.9 percent of all fatalities on Wyoming roadways.

This project is to assess the feasibility of integrating several specific data sets regarding alcohol consumption and traffic safety, and to explore ways of making the resulting information data set available for analysis and decision-making.

The objectives of the project are to:

- Obtain crash, citation and arrests involving alcohol data sets for a pilot county;
- Obtain locations of liquor licensees;
- Demonstrate various ways to integrate the data sets to determine which methodology provides the best results;
- Identify recommended improvements to the different data sets and methods of combining the data for analysis;
- Create an integrated data set regarding alcohol use and crashes that can be used to drive decisions to improve traffic safety, in areas such as enforcement, policy and legislation;

**Evaluation Measures:** Provide a final reporting of all project activities and how they correlated in meeting Objectives and the overall Performance Measures by October 15, 2016.

**Project Funding Source:** 410

<b>Budget Summary:</b>	Personal Services	\$ 0.00
	Travel/Training	\$ 0.00
	Contractual	\$20,000.00
	Equipment	\$ 0.00
	Other Direct Costs	\$ 0.00
	Indirect Costs	<u>0.00</u>
	<b>Sub Total</b>	\$20,000.00
	WYDOT Indirect Cost (8.23%)	<u>\$ 1,646.00</u>
	<b>Total</b>	\$21,646.00

**Local Benefit:** 0%

**Capital Equipment:** N/A

**Performance Target:** C1

Updated: September 9, 2015 (New project)



**Project Number:** M2HVE-2016-16-M2-01  
**Project Name:** Occupant Protection Overtime Enforcement  
**Project Sub Recipient:** Wyoming Association of Sheriffs and Chiefs of Police (WASCOP)

**Project:**

WASCOP will coordinate with local law enforcement agencies to provide overtime occupant protection enforcement of Wyoming's Seat Belt Law.

WASCOP will:

- Provide grant funded opportunities to all local law enforcement agencies within the State
- Ensure funding distribution is based on data;
- Ensure the grant funds will be event based and will include the May Mobilization Campaign as a mandatory event;
- Ensure that seat belt citations are issued in conjunction with probable cause citations.

**Evaluation Measures:** Provide a final reporting of all project activities and how they correlated in meeting Objectives and the overall Performance Measures by October 15, 2016.

**Project Funding Source:** 405b

<b>Budget Summary:</b>	Personal Services	\$	0.00	
	Travel/Training	\$	0.00	
	Contractual		\$323,700.00	
	Equipment	\$	0.00	
	Other Direct Costs	\$	0.00	
	Indirect Costs 9.25% <b>10.35%</b>		<del>\$ 29,942.25</del>	<b>\$ 33,502.95</b>
	<b>Sub Total</b>		<del>\$353,642.25</del>	<b>\$357,202.95</b>
	WYDOT Indirect Cost (8.23%)		<del>\$ 29,104.76</del>	<b>\$ 29,397.80</b>
	<b>Total</b>		<del>\$382,747.01</del>	<b>\$386,600.75</b>

**Local Benefit:** 100%

**Capital Equipment:** N/A

**Performance Target:** C4

Revised: November 6, 2015

**Project Number:** M2HVE-2016-16-M2-02  
**Project Name:** Occupant Protection Overtime  
**Project Sub Recipient:** Wyoming Highway Patrol

**Project:**

Crashes increased by 687 from 2012 to 2014. This is a 5% increase. Fatal crashes for 2014 increased by 56 or 43%, over 2013. The WHP has noticed a rise in crashes in the areas where traffic violations have increased due to oilfield operations.

WHP will conduct overtime occupant protection enforcement of Wyoming's Seat Belt Law.

WHP will:

- Ensure funding distribution is based on data;
- Ensure the grant funds will be event based and will include the May Mobilization Campaign as a mandatory event;
- Ensure that seat belt citations are issued in conjunction with probable cause citations.

**Evaluation Measures:** Provide a final reporting of all project activities and how they correlated in meeting Objectives and the overall Performance Measures by October 15, 2016.

**Project Funding Source:** 405b

<b>Budget Summary:</b>	Personal Services	\$120,000.00
	Travel/Training	\$ 0.00
	Contractual	\$ 0.00
	Equipment	\$ 0.00
	Other Direct Costs	\$ 0.00
	Indirect Costs	<u>\$ 0.00</u>
	<b>Sub Total</b>	\$120,000.00
	WYDOT Indirect Cost (8.23%)	<u>\$ 9,876.00</u>
	<b>Total</b>	\$129,876.00

**Local Benefit:** 100%

**Capital Equipment:** N/A

**Performance Target:** C4

**Project Number:** M2PE-2016-16-PE-01  
**Project Name:** Child Passenger Safety Instructors  
**Project Sub Recipient:** CRMC Injury Prevention/Foundation

**Project:**

In 2013, there were 6 fatalities involving children ages 0-13, of which, 3 had no child restraint. Research has shown that correctly using an appropriate child restraint or seat belt is the single most effective way to save lives and reduce injuries in crashes.

This project will:

- Plan and implement Standardized Child Passenger Safety Technician Training Classes on a statewide basis;
- Plan and host regional Renewal or Refresher Training for technicians;
- Support technician efforts by providing supplies, child safety seats, and educational materials;
- Plan and host an annual Instructor meeting to further the knowledge of the Instructors and collaborate on the progress of the program, possibly linked with a Special Needs training in Wyoming;
- Provide a quarterly newsletter titled Buckle Up Express which provides CPS and Seat belt information.

**Evaluation Measures:** Provide a final reporting of all project activities and how they correlated in meeting Objectives and the overall Performance Measures by October 15, 2016.

<b>Project Funding Source:</b>	405b	Other
		405b      Safety Partner
<b>Budget Summary:</b>	Personal Services	\$ 84,984.00    \$10,799.00
	Travel/Training	\$ 5,000.00    \$ 0.00
	Contractual	\$ 600.00    \$ 800.00
	Equipment	\$ 0.00    \$ 0.00
	Other Direct Costs	\$ 52,775.00    \$33,825.00
	Indirect Costs	<u>\$ 0.00</u> <u>\$ 0.00</u>
	<b>Sub Total</b>	\$143,359.00    \$45,424.00
	WYDOT Indirect Cost (8.23%)	<u>\$ 11,798.45</u> <u>\$ 0.00</u>
	<b>Total</b>	\$155,157.45    \$45,424.00

**Project Number:** M2PE-2016-16-PE-01 - Continued  
**Project Name:** Child Passenger Safety Instructors  
**Project Sub Recipient:** CRMC Injury Prevention/Foundation  
  
**Local Benefit:** 0%  
  
**Capital Equipment:** N/A  
  
**Performance Target:** C1, C2, C4, C9

**Project Number:** M2PE-2016-16-PE-02  
**Project Name:** Seatbelt Observation Survey  
**Project Sub Recipient:** Highway Safety Office

Project:

Wyoming's 2014 observed seat belt use rate was 79.2%. This is down from 81.9% in 2013. The Highway Safety Office will continue efforts to increase seat belt usage and decrease unrestrained fatalities as evidenced by the results of this survey.

This project will:

- Retain the professional services of a consultant\* to conduct the annual survey;
- Update ipad technology and training materials from previous year;
- Conduct Observer training and field monitoring training;
- Perform statewide seat belt observation survey and calculate current usage rates;
- Provide a final report using the NHTSA approved methodology for the State of Wyoming.

\*The consultant will conduct the Observer Training, Surveys, Observation Personnel, Data Processing and Analysis. The project will also include Quality Control, Project Staff, and Materials.

**Evaluation Measures:** Provide a final reporting of all project activities and how they correlated in meeting Objectives and the overall Performance Measures by October 15, 2016.

**Project Funding Source:** 405b

<b>Budget Summary:</b>	Personal Services	\$ 63,000.00
	Travel/Training	\$ 37,000.00
	Contractual	\$ 0.00
	Equipment	\$ 0.00
	Other Direct Costs	\$ 0.00
	Indirect Costs	\$ 0.00
	<b>Sub Total</b>	<b>\$100,000.00</b>
	WYDOT Indirect Cost (8.23%)	<u>\$ 8,230.00</u>
	<b>Total</b>	<b>\$108,230.00</b>

**Local Benefit:** 0%

**Capital Equipment:** N/A

**Performance Target:** C4

**Project Number:** M2PE-2016-16-PE-03  
**Project Name:** Wyoming Task Force on Occupant Protection  
**Project Sub Recipient:** WYDOT-Highway Safety Office

**Project:**

Wyoming has a history of low seatbelt usage by its residents. The usage is well below the national average and the state also has consistently had the highest fatality rate in the nation for all passenger vehicles. There were 150 vehicle related deaths in Wyoming in 2014 and 47% of the persons killed were not wearing a seatbelt.

This new project will include but not limited to the following activities:

- Hire a coordinator who is responsible for the functions of the Wyoming Task Force on Occupant Protection that will result in the drafting of a state-wide Strategic Plan;
- Facilitate presentations and discussions at meetings;
- Attend traffic safety related trainings and conferences.

**Evaluation Measures:** Provide a final reporting of all project activities and how they correlated in meeting Objectives and the overall Performance Measures by October 15, 2016.

**Project Funding Source:** 405b

<b>Budget Summary:</b>	Personal Services	\$ 0.00
	Travel/Training	\$ 5,000.00
	Contractual	\$ 95,000.00
	Equipment	\$ 0.00
	Other Direct Costs	\$ 0.00
	Indirect Costs	<u>\$ 0.00</u>
	<b>Sub Total</b>	\$100,000.00
	WYDOT Indirect Cost (8.23%)	<u>\$ 8,230.00</u>
	<b>Total</b>	<u>\$108,230.00</u>

**Local Benefit:** 100%

**Capital Equipment:** N/A

**Performance Target:** C4

**Project Number:** M3DA-2016-16-M3-01  
**Project Name:** E-Citations/Record Management System (RMS)  
**Project Sub Recipient:** Wyoming Association of Sheriffs and Chiefs of Police

**Project:**

The Courts have successfully piloted the filing of electronic citations (e-citations) with the circuit courts. With key court processes now defined and standardized, this project will expand e-citation filing capabilities to the local law enforcement statewide.

**Evaluation Measures:** Provide a final reporting of all project activities and how they correlated in meeting Objectives and the overall Performance Measures by October 15, 2016.

**Project Funding Source:** 405c

<b>Budget Summary:</b>	Personal Services	\$	0.00	
	Travel/Training	\$	0.00	
	Contractual		\$300,000.00	
	Equipment	\$	0.00	
	Other Direct Costs	\$	0.00	
	Indirect Costs <del>9.25%</del> <b>10.35%</b>		<del>\$ 27,750.00</del>	<b>\$ 31,050.00</b>
	<b>Sub Total</b>		<del>\$327,750.00</del>	<b>\$331,050.00</b>
	WYDOT Indirect Cost (8.23%)		<del>\$ 26,973.83</del>	<b>\$ 27,245.42</b>
	<b>Total</b>		<del>\$354,723.83</del>	<b>\$358,295.42</b>

**Local Benefit:** 0%

**Capital Equipment:** N/A

**Performance Target:** C1

**Project Number:** M3DA-2016-16-M3-03  
**Project Name:** Traffic Records Project Manager  
**Project Sub Recipient:** Highway Safety Office

**Project:**

The Wyoming Traffic Records Coordinating Committee (WYTRCC), by definition, is tasked with improving Wyoming's Traffic Records Systems. It is the role of the committee to help with communication, coordination, and assistance among collectors, managers, and users of traffic records data in Wyoming and also to review and evaluate new technologies to keep the highway safety data and traffic records systems up-to-date.

This project will fund a Project Coordinator that will assist on-going and future activities to ensure the success of the projects in the WYTRCC Strategic Plan.

This project will:

- Retain services of a project coordinator;
- Develop and document long-term processes that ensure compatibility of traffic records data sources with traffic safety partners;
- Provide expertise in correlating existing plans (e.g. Traffic Records Strategic Plan, Highway Safety Plan, Comprehensive Highway Safety Plan);
- Assist in project associated work flow integration;
- Assist with the preparation of the MAP21- 405c grant application;
- Travel to Traffic Safety Conferences as requested.

**Evaluation Measures:** Provide a final reporting of all project activities and how they correlated in meeting Objectives and the overall Performance Measures by October 15, 2016.

**Project Funding Source:** 405c



**Project Number:** M3DA-2016-16-M3-03 - Continued  
**Project Name:** Traffic Records Project Manager  
**Project Sub Recipient:** Highway Safety Office

<b>Budget Summary:</b>	Personal Services	\$ 0.00
	Travel/Training	\$ 5,000.00
	Contractual	\$150,000.00
	Equipment	\$ 0.00
	Other Direct Costs	\$ 0.00
	Indirect Costs	<u>\$ 0.00</u>
	<b>Sub Total</b>	\$155,000.00
	WYDOT Indirect Cost (8.23%)	<u>\$ 12,756.50</u>
	<b>Total</b>	\$167,756.50

**Local Benefit:** 0%

**Capital Equipment:** N/A

**Performance Target:** C1

**Project Number:** M3DA-2016-16-M3-04  
**Project Name:** Electronic Reporting System  
**Project Sub Recipient:** Department of Health – Emergency Medical Services

**Project:**

EMS is transitioning statewide providers from manual a paper reporting format to a single electronic patient care report (known as WATRS - Wyoming Ambulance and Trip Reporting System). WATRS single entry system will improve data quality and timeliness for EMS and trauma care reporting. EMS and trauma data are described as important components of the ideal traffic records system in NHTSA's 2011 Model Performance Measures for State Traffic Records Systems, NHTSA's Traffic Records Program Assessment Advisory and NHTSA's 2014 Wyoming Traffic Records Assessment final report.

In 2014, a total of 108 agencies/hospitals are operating in Wyoming. Of these, 27 of 29 hospitals, 60 of 63 ambulance services, four of five fire non-transporting, and four of 11 air services are using WATRS. Timeliness of records went from an average 110 days to an average of 6 days through WATRS in 2015. More than 88% (95 of 108) Wyoming providers are using the system.

The project will:

- Provide software hosting, maintenance, training, support and upgrades to the existing WATRS system;
- Purchase hardware in the form of tablet computers and peripherals for data capture;
- Provide continued training to EMS staff by the vendor in the use of the system;
- Continue to work towards integrating crash records with the injury matrix in WATRS.

**Evaluation Measures:** Provide a final reporting of all project activities and how they correlated in meeting Objectives and the overall Performance Measures by October 15, 2016.

**Project Funding Source:** 405c

**Project Number:** M3DA-2016-16-M3-04 - Continued  
**Project Name:** Electronic Reporting System  
**Project Sub Recipient:** Department of Health – Emergency Medical Services

<b>Budget Summary:</b>	Personal Services	\$	0.00	
	Travel/Training	\$	18,000.00	
	Contractual	<del>\$</del>	<del>91,150.00</del>	<b>\$68,362.00</b>
	Equipment	\$	66,980.00	
	Other Direct Costs	\$	0.00	
	EMS Indirect Costs (21.5%)	\$	<u>3,870.00</u>	
	<b>Sub Total</b>		<b>\$180,000.00</b>	<b>\$157,212.00</b>
	WYDOT Indirect Cost (8.23%)	<del>\$</del>	<del>14,814.00</del>	<b>\$ 12,938.55</b>
	<b>Total</b>		<b>\$194,814.00</b>	<b>\$170,150.55</b>

**Local Benefit:** 0%

**Capital Equipment:** Xplore Ruggedized Tablets (12)

**Performance Target:** C1

**Project Number:** M3DA-2016-16-M3-05  
**Project Name:** Traffic Records IT Specialist  
**Project Sub Recipient:** Highway Safety Office

**Project:**

The Wyoming Electronic Crash Records System (WECRS) is one of the most important databases for identifying traffic safety problems. It provides a historical perspective and up-to-date data that allows for targeted problem analysis and countermeasure design. Due to the complex nature of this database, the 300 data elements captured, and the linkages with law enforcement and EMS, there is a constant and critical need for quality assurance and technical expertise.

This project will:

- Retain the services of an IT professional to serve as the Traffic Records IT Specialist;
- Create, maintain and implement changes to the Wyoming Electronic Crash Records System to enhance the database performance and quality;
- Integrate and link databases within the State of Wyoming for data analysis;
- Update, enhance and maintain processes and tools developed for Highway Safety Management;
- Travel in and out of state to assist partners with database issues, and travel to traffic safety conferences as requested.

**Evaluation Measures:** Provide a final reporting of all project activities and how they correlated in meeting Objectives and the overall Performance Measures by October 15, 2016.

**Project Funding Source:** 405c

<b>Budget Summary:</b>	Personal Services	\$ 0.00
	Travel/Training	\$ 5,000.00
	Contractual	\$115,000.00
	Equipment	\$ 0.00
	Other Direct Costs	\$ 0.00
	Indirect Costs	<u>\$ 0.00</u>
	<b>Sub Total</b>	\$120,000.00
	WYDOT Indirect Cost (8.23%)	<u>\$ 9,876.00</u>
	<b>Total</b>	\$129,876.00

**Local Benefit:** 0%

**Capital Equipment:** N/A

**Performance Target:** C1

**Project Number:** M3DA-2016-16-M3-06  
**Project Name:** Traffic Records Geolocation GIS Service  
**Project Sub Recipient:** Highway Safety Office

**Project:**

Crash location data errors have been identified in Wyoming Electronic Crash System (WECRS) by law enforcement and end users. Within WECRS, the Linear Referencing System (LRS) and GIS quality and accuracy measures do not meet WYDOT’s standards.

This project will:

- Retain services of a consultant;
- Three offices within WYDOT and the consultant will collaboratively develop a web based, mapped based location system for use by end users.

**Evaluation Measures:** Provide a final reporting of all project activities and how they correlated in meeting Objectives and the overall Performance Measures by October 15, 2016.

**Project Funding Source:** 405c

<b>Budget Summary:</b>	Personal Services	\$ 0.00
	Travel/Training	\$ 5,000.00
	Contractual	\$115,000.00
	Equipment	\$ 0.00
	Other Direct Costs	\$ 0.00
	Indirect Costs	<u>\$ 0.00</u>
	<b>Sub Total</b>	\$120,000.00
	WYDOT Indirect Cost (8.23%)	<u>\$ 9,876.00</u>
	<b>Total</b>	\$129,876.00

**Local Benefit:** 0%

**Capital Equipment:** N/A

**Performance Target:** C1

**Project Number:** M3DA-2016-16-M3-07  
**Project Name:** Computer Software  
**Project Sub Recipient:** Attorney General

**Project:**

Peace Officer Standards and Training (POST) is the repository for tracking and querying training/certification records for thousands of officers statewide. POST currently operates on a stand-alone database that is not accessible by partner agencies. A new database is needed to ensure law enforcement training such as DRE, ARIDE and SFST certifications is maintained and is accessible by other agencies. ~~(See also Project Number: M3DA-2016-16-M3-08 for similar work involving Wyoming Law Enforcement Academy).~~ **This project will merge projects M3DA-2016-16-M3-07 and M3DA-2016-16-M3-08.**

The Law Enforcement Academy currently utilizes a "homegrown", stand-alone Access database to collect, house and report all data relating to law enforcement officer training; both basic and advanced. Currently training records for 8,658 students involving 3,605 training courses are on file. Records include course applications, course completions, test scores, performance records, instructors and curriculum documents, schedules, and housing records. The Academy needs to be able to communicate with other state databases.

This upgrade will allow the State of Wyoming to merge the Academy training records with the Wyoming Peace Officer Standards and Training (POST) Commission Records System for similar work involving POST).

This project was approved by the WYTRCC Committee for implementation in FY2016.

- Purchase a software suite that will work in conjunction with Wyoming Law Enforcement Academy **and POST** to jointly access peace officer training and certification data;
- Meet with Wyoming Law Enforcement Academy **and POST** to merge data into a single, accessible software;
- Provide training curriculum records, instructor certification reports and expert testimony, if required and requested, regarding peace officer training competencies to increase evidentiary support towards successful prosecutions.

**Evaluation Measures:** Provide a final reporting of all project activities and how they correlated in meeting Objectives and the overall Performance Measures by October 15, 2016.

**Project Funding Source:** 405c

Revised: October 26, 2015

**Project Number:** M3DA-2016-16-M3-07 - Continued  
**Project Name:** Computer Software  
**Project Sub Recipient:** Attorney General

<b>Budget Summary:</b>	Personal Services	\$	0.00	
	Travel/Training	\$	0.00	
	Contractual	\$	0.00	
	Equipment	\$	0.00	
	Other Direct Costs	<del>\$65,500.00</del>		\$150,000.00
	Indirect Costs	\$	0.00	
	<b>Sub Total</b>	<del>\$65,500.00</del>		\$150,000.00
	WYDOT Indirect Cost (8.23%)	<del>\$ 5,390.65</del>		<u>\$ 12,345.00</u>
	<b>Total</b>	<del>\$70,890.65</del>		<u>\$162,345.00</u>

**Local Benefit:** 0%

**Capital Equipment:** N/A

**Performance Target:** C1

**Project Number:** M3DA-2016-16-M3-08  
**Project Name:** WLEA Data Software  
**Project Sub Recipient:** Wyoming Law Enforcement Academy (WLEA)

**Project:**

The Academy currently utilizes a "homegrown", stand-alone Access database to collect, house and report all data relating to law enforcement officer training; both basic and advanced. Currently training records for 8,658 students involving 3,605 training courses are on file. Records include course applications, course completions, test scores, performance records, instructors and curriculum documents, schedules, and housing records. The Academy needs to be able to communicate with other state databases. This upgrade will allow the State of Wyoming to merge the Academy training records with the Wyoming Peace Officer Standards and Training (POST) Commission Records System (see also Project Number: M3DA-2016-16-M3-07 for similar work involving POST).

This project was approved by the WYTRCC Committee for implementation in FY2016.

This project will:

- Purchase a software suite that will work in conjunction with POST to jointly access peace officer training and certification data;
- Meet with POST to merge data into a single, accessible software;
- Provide training curriculum records, instructor certification reports and expert testimony, if required and requested, regarding peace officer training competencies to increase evidentiary support towards successful prosecutions.

**Evaluation Measures:** Provide a final reporting of all project activities and how they correlated in meeting Objectives and the overall Performance Measures by October 15, 2016.

**Project Funding Source:** 405e

**This project has merged with M3DA-2016-16-M3-07**

Revised: October 26, 2015



**Project Number:** M3DA-2016-16-M3-08-Continued  
**Project Name:** WLEA Computer Software  
**Project Sub Recipient:** Wyoming Law Enforcement Academy (WLEA)

<b>Budget Summary:</b>	Personal Services	\$ 0.00
	Travel/Training	\$ 0.00
	Contractual	\$ 0.00
	Equipment	\$ 0.00
	Other Direct Costs	\$109,000.00
	Indirect Costs	\$ 0.00
	<b>Sub Total</b>	<b>\$109,000.00</b>
	WYDOT Indirect Cost (8.23%)	\$ 8,970.70
	<b>Total</b>	<b>\$117,970.70</b>

**Local Benefit:** 0%

**Capital Equipment:** N/A

**Performance Target:** C+

**Project Number:** M5HVE-2016-16-M5-02  
**Project Name:** Motorcycle Safety Overtime  
**Project Sub Recipient:** Wyoming Highway Patrol

**Project:**

Impaired riding is a challenge in Wyoming during the short riding season filled with a number of motorcycle rallies (Ham 'n Jam, Sturgis, etc). There is an influx of motorcycles seen throughout Wyoming in July, August and September. In 2014, impaired riding resulted in 2 of the 17 fatal motorcycle crashes and 25 of the 235 injury motorcycle crashes on Wyoming roadways.

This project will:

- Increase enforcement of impaired riding during peak riding months, particularly around areas of high tourism traffic;
- Display variable messages in and around the State to notify the motoring public of any delays due to large traffic volume or crashes;
- Assist other agencies with impaired riding enforcement associated with area rallies.

**Evaluation Measures:** Provide a final reporting of all project activities and how they correlated in meeting Objectives and the overall Performance Measures by October 15, 2016.

**Project Funding Source:** 405d

<b>Budget Summary:</b>	Personal Services	\$125,000.00
	Travel/Training	\$ 0.00
	Contractual	\$ 0.00
	Equipment	\$ 0.00
	Other Direct Costs	\$ 0.00
	Indirect Costs	<u>\$ 0.00</u>
	<b>Sub Total</b>	\$125,000.00
	WYDOT Indirect Cost (8.23%)	<u>\$ 10,287.50</u>
	<b>Total</b>	\$135,287.50

**Local Benefit:** 0%

**Capital Equipment:** N/A

**Performance Target:** C6, C7

**Project Number:** M5HVE-2016-16-M5-03  
**Project Name:** DUI (Impaired Driving) Overtime Enforcement  
**Project Sub Recipient:** Wyoming Highway Patrol

**Project:**

Driving under the influence arrests accounted for 30% of all arrests with an average reported blood alcohol content (BAC) statewide of 0.156. Forty-seven percent of the persons arrested for DUI had a reported BAC level above 0.16. The age group with the highest percentage of DUI arrests was 21 – 25 (20%).

WHP will:

- Reduce alcohol related fatalities statewide;
- Ensure overtime enforcement is based on data;
- Ensure the overtime enforcement will include the National Crackdown (mandatory event) and other impaired driving events.

**Evaluation Measures:** Provide a final reporting of all project activities and how they correlated in meeting Objectives and the overall Performance Measures by October 15, 2016.

**Project Funding Source:** 405d

<b>Budget Summary:</b>	Personal Services	\$90,000.00
	Travel/Training	\$ 0.00
	Contractual	\$ 0.00
	Equipment	\$ 0.00
	Other Direct Costs	\$ 0.00
	Indirect Costs	<u>\$ 0.00</u>
	<b>Sub Total</b>	\$90,000.00
	WYDOT Indirect Cost (8.23%)	<u>\$ 7,407.00</u>
	<b>Total</b>	\$97,407.00

**Local Benefit:** 0%

**Capital Equipment:** N/A

**Performance Target:** C5

**Project Number:** M5HVE-2016-16-M5-04  
**Project Name:** Sturgis/Motorcycle HVE  
**Project Sub Recipient:** Wyoming Association of Sheriffs and Chiefs of Police (WASCOP)

**Project:**

Impaired riding is a challenge in Wyoming during the short riding season filled with a number of motorcycle rallies (Ham 'n Jam, Sturgis, etc). There is an influx of motorcycles seen throughout Wyoming in July, August and September. In 2014, impaired riding resulted in 2 of the 17 fatal motorcycle crashes and 25 of the 235 injury motorcycle crashes on Wyoming roadways.

This project will:

- Provide directed enforcement overtime opportunities to all local law enforcement agencies in the State related to impaired motorcycle riders;
- Increase enforcement of impaired riding during peak riding months, particularly around areas of high tourism traffic;
- Ensure funding distribution is based on data driven decision making;
- Display variable messages in and around the State to notify the motoring public of any delays due to large traffic volume or crashes;
- Assist other agencies with impaired riding enforcement associated with area rallies.

This project is a component of the State's evidence-based traffic safety enforcement program to prevent traffic violations, crashes, and crash fatalities and injuries in areas most at risk for such incidents. The enforcement program/plan and the individual projects that comprise it receive continuous follow-up and adjustment as warranted.

**Evaluation Measures:** Provide a final reporting of all project activities and how they correlated in meeting Objectives and the overall Performance Measures by October 15, 2016.

**Project Funding Source:** 405d

**Project Number:** M5HVE-2016-16-M5-04 - Continued  
**Project Name:** Sturgis/Motorcycle HVE  
**Project Sub Recipient:** Wyoming Association of Sheriffs and Chiefs of Police (WASCOP)

<b>Budget Summary:</b>	Personal Services	\$	0.00	
	Travel/Training	\$	0.00	
	Contractual		\$150,000.00	
	Equipment	\$	0.00	
	Other Direct Costs	\$	0.00	
	Indirect Costs <del>9.25%</del> <b>10.35%</b>		<del>\$ 13,875.00</del>	<b>\$ 15,525.00</b>
	<b>Sub Total</b>		<del>\$163,875.00</del>	<b>\$165,525.00</b>
	WYDOT Indirect Cost (8.23%)		<del>\$ 13,846.91</del>	<b>\$ 13,622.71</b>
	<b>Total</b>		<del>\$177,361.91</del>	<b>\$179,147.71</b>

**Local Benefit:** 100%

**Capital Equipment:** N/A

**Performance Target:** C5, C7, C8

**Project Number:** M5IDC-2016-16-M5-01  
**Project Name:** Region 5 Safe Communities - Alcohol  
**Project Sub Recipient:** Injury Prevention Resources

**Project:**

Traffic fatalities and injuries in Wyoming create substantial financial economic loss and loss of life, which is immeasurable. Identified problems are traffic fatalities and injuries. In 2013, counties in WYDOT District #5 show the following number of Traffic Fatalities: Bighorn-7, Fremont-4, Hot Springs-1, Park-1, Washakie-0. Additionally in 2013, counties in WYDOT District # 5 show injuries in traffic crashes as follows: Bighorn-54, Fremont-235, Hot Spings-27, Park-I 57, Washakie-31. The purpose of this grant will be to support state-wide Safe Communities efforts with a specific focus on WYDOT District #5, also known as Safe Communities Region 3. \*Data is according to Wyoming's 2013 Report on Traffic Crashes

Safe Community efforts at the city and county level introduce highway safety messaging and programs with the intent of modifying behaviors toward drinking and driving and/or other data-driven program areas through evidence-based countermeasures. Countermeasure interventions will be appropriate for the over-represented (target) audiences and will reduce death and injury in each jurisdiction. The 2014 anecdotal information for these jurisdictions include: Fremont County with 35 DUIs; Big Horn County with 34 DUIs; Hot Springs County with 25 DUIs; Park County with 130 DUIs; and Washakie County with 36 DUIs.

Interventions include the following activities:

- Conduct a comprehensive August Crackdown media campaign in Region 2 counties;
- Conduct region wide Halloween, Holiday, Superbowl, St. Patrick's Day, 4<sup>th</sup> of July media campaigns;
- Have presence at community events to educate attendees about impaired driving;
- Conduct impaired driving education at community events to include county fairs and rodeos, etc.;
- Conduct comprehensive impaired driving campaigns to include:
  - CWCINWC Awareness Weeks
  - Life R U Ready
  - Teen Driver Danger Education

**Evaluation Measures:** Provide a final reporting of all project activities and how they correlated in meeting Objectives and the overall Performance Measures by October 15, 2016.

**Project Funding Source:** 405d

**Project Number:** M5IDC-2016-16-M5-01 - Continued  
**Project Name:** Region 5 Safe Communities - Alcohol  
**Project Sub Recipient:** Injury Prevention Resources

		405d	Other Safety Partners
<b>Budget Summary:</b>	Personal Services	\$ 51,504.00	\$17,450.00
	Travel/Training	\$ 12,000.00	\$ 0.00
	Contractual	\$ 18,000.00	\$ 0.00
	Equipment	\$ 0.00	\$ 0.00
	Other Direct Costs	\$ 12,240.00	\$13,900.00
	Indirect Costs	<u>\$ 0.00</u>	<u>\$ 0.00</u>
	<b>Sub Total</b>	\$ 93,744.00	\$31,350.00
	WYDOT Indirect Cost (8.23%)	<u>\$ 7,715.13</u>	<u>\$ 0.00</u>
	<b>Total</b>	\$101,459.13	\$31,350.00

**Local Benefit:** 100%

**Capital Equipment:** N/A

**Performance Target:** C5

**Project Number:** M5CS-2016-16-M5-01  
**Project Name:** Intoximeters  
**Project Sub Recipient:** Highway Safety Office

**Project:**

The Wyoming Chemical Testing Program staff partners with the Wyoming Department of Transportation – Highway Safety Office by selecting sites in need of stationary alcohol testing devices (e.g. Intoximeters, LC/MS equipment, and calibration equipment).

This project provides for the purchase of three Intoximeter ECIR2 breath alcohol testing instruments for the Uinta County and two other Departments to be determined by the Chemical Testing Program based on need. Alcohol and Crime in Wyoming 2014 indicates that driving under the influence was involved in 28% of arrests statewide. The average reported BAC in 2014 for persons arrested for DUI after being involved in a traffic crash was 0.1556.

**Evaluation Measures:** Provide a final reporting of all project activities and how they correlated in meeting Objectives and the overall Performance Measures by October 15, 2016.

**Project Funding Source:** 405d

<b>Budget Summary:</b>	Personal Services	\$	0.00
	Travel/Training	\$	0.00
	Contractual	\$	0.00
	Equipment		\$15,000.00
	Other Direct Costs	\$	0.00
	Indirect Costs	\$	<u>0.00</u>
	<b>Sub Total</b>		\$15,000.00
	WYDOT Indirect Cost (8.23%)	\$	<u>1,234.50</u>
	<b>Total</b>		\$16,234.50

**Local Benefit:** 100%

**Capital Equipment:** Intoximeters (3 @ \$5,000)

**Performance Target:** C5



**Project Number:** PM-2016-16-PM-01/M5-PEM-2016-16-PM-01  
**Project Name:** Paid Media  
**Project Sub Recipient:** WYDOT Public Affairs Office (PAO)

**Project:**

The PAO will make the public aware of traffic issues through multi-media communication and outreach. The highway safety efforts are undertaken on a statewide basis with the cooperation of various partners, including WYDOT District Public Involvement Specialists.

In 2014, 150 persons were killed and at least 3,944 were injured on Wyoming roadways. Crash statistics will drive this project in 2016. At a minimum, alcohol, distracted driving and seat belt usage are the top traffic safety priorities to be addressed. The PAO will work collaboratively with traffic safety partners such as the Highway Safety Office, Governor’s Council on Impaired Driving, Drive Safe Wyoming, and Safe Communities.

The Public Affairs Office will:

- Use data to design messaging that will modify the behaviors of targeted demographics.
- Develop, produce and distribute media messaging to address priority traffic safety programs statewide.
- **Provide Alcohol and Drug Education information for young drivers**

**Evaluation Measures:** Provide a final reporting of all project activities and how they correlated in meeting Objectives and the overall Performance Measures by October 15, 2016.

**Project Funding Source:** 402 / 405d

<b>Budget Summary:</b>	402		405d	
Personal Services	\$ 0.00		\$ 0.00	
Travel/Training	\$ 5,450.00		\$ 0.00	
Contractual	<del>\$717,160.00</del>	<b>\$567,550.00</b>	<del>\$294,100.00</del>	<b>\$170,000.00</b>
Equipment	\$ 0.00		\$ 0.00	
Other Direct Costs	\$ 27,000.00		\$ 0.00	
Indirect Costs	\$ 0.00		\$ 0.00	
<b>Sub Total</b>	<del>\$749,610.00</del>	<b>\$600,000.00</b>	<del>\$294,100.00</del>	<b>\$170,000.00</b>
WYDOT Indirect Cost (8.23%)	<del>\$ 61,692.90</del>	<b>\$ 49,380.00</b>	<del>\$ 24,204.43</del>	<b>\$ 13,991.00</b>
<b>Total</b>	<del>\$811,302.90</del>	<b>\$649,380.00</b>	<del>\$318,304.43</del>	<b>\$183,991.00</b>

**Local Benefit:** 20%

**Capital Equipment:** N/A

**Performance Target:** C4, C5, S1

**Revised:** November 6, 2015

**Project Number:** M5TR-2016-16-TR-01  
**Project Name:** Impaired Driving Program Manager  
**Project Sub Recipient:** Highway Safety Office

**Project:**

The data from 2010-2012 demonstrates that 31% of fatal traffic crashes involved an impaired driver and 34.2% of the fatalities involved alcohol and/or drugs. In 2013, over 4,300 DUI arrests were made by all Wyoming law enforcement officers.

This is an enforcement support project that involves training law enforcement officers in impaired driving detection methods.

The project will:

- Serve as the Impaired Driving Program Manager for the DECP program;
- Provide Drug Recognition Expert (DRE), Advanced Roadside Impaired Driving Enforcement (ARIDE) and Standardized Field Sobriety Test (SFST) trainings;
- Attend conferences and meetings.

**Evaluation Measures:** Provide a final reporting of all project activities and how they correlated in meeting Objectives and the overall Performance Measures by October 15, 2016.

**Project Funding Source:** 405d

<b>Budget Summary:</b>	405d	405d	Other Safety Partner
Personal Services	<del>\$ 82,500.00</del>	<b>\$120,000.00</b>	\$250,000.00
Travel/Training	\$147,000.00	<b>\$170,000.00</b>	\$ 0.00
Contractual	<del>\$ 42,440.00</del>	<b>\$ 51,720.00</b>	\$ 0.00
Equipment	<del>\$ _____0.00</del>	<b>\$ 10,000.00</b>	\$ 0.00
Other Direct Costs	<del>\$ 21,000.00</del>	<b>\$ 14,000.00</b>	\$ 0.00
Indirect Costs	<del>\$ _____0.00</del>	<b>\$ _____0.00</b>	<del>\$ _____0.00</del>
<b>Sub Total</b>	<del>\$292,940.00</del>	<b>\$365,720.00</b>	\$250,000.00
WYDOT IC (8.23%)	<del>\$ 24,108.96</del>	<b>\$ 30,098.76</b>	<del>\$ _____0.00</del>
<b>Total</b>	<del>\$317,048.96</del>	<b>\$395,818.76</b>	\$250,000.00

**Local Benefit:** 0%

**Capital Equipment:** N/A

**Performance Target:** C5

Revised: September 10, 2015

**Project Number:** M5IS-2016-16-M5-01  
**Project Name:** Underage Drinking Enforcement  
**Project Sub Recipient:** Wyoming Association of Sheriffs and Chiefs of Police (WASCOP)

**Project:**

The 2013 Alcohol and Crime in Wyoming report indicates that 30% of all arrests were DUIs and of those, 6% were under the age of 21. This age group represented 44 alcohol involved crashes that resulted in two deaths and 42 injuries. Furthermore 26% of all juvenile arrests requiring incarceration involved alcohol.

WASCOP will champion efforts to reduce underage drinking and driving in concert other targeted youth projects.

This project will:

- Collaborate with county Prevention Management Organization of Wyoming offices and local coalitions on preventing underage drinking;
- Use media campaigns to deter underage drinking and driving;
- Use evidence based best practice enforcement strategies including but not limited to party patrol, saturation patrol, point-of-purchase investigations, bar checks, compliance checks, enhanced enforcement at community and/or school special events, server training, and shoulder taps;
- Deploy evidence based strategies during special community events, school related activities.

**Evaluation Measures:** Provide a final reporting of all project activities and how they correlated in meeting Objectives and the overall Performance Measures by October 15, 2016.

**Project Funding Source:** 405d

<b>Budget Summary:</b>	Personal Services	<del>\$ 25,000.00</del>	<b>\$12,000.00</b>
	Travel/Training	<del>\$ 3,000.00</del>	<b>\$ 0.00</b>
	Contractual	<del>\$185,000.00</del>	<b>\$18,000.00</b>
	Equipment	\$ 0.00	
	Other Direct Costs	\$ 0.00	
	Indirect Costs <del>9.25%</del> <b>10.35%</b>	<del>\$ 19,702.50</del>	<b>\$ 3,105.00</b>
	<b>Sub Total</b>	<del>\$232,702.50</del>	<b>\$33,105.00</b>
	WYDOT Indirect Cost (8.23%)	<del>\$ 19,151.42</del>	<b>\$ 2,724.54</b>
	<b>Total</b>	<del>\$251,853.92</del>	<b>\$35,829.54</b>

Revised: November 6, 2015

**Project Number:** M5IS-2016-16-M5-01 - Continued  
**Project Name:** Underage Drinking Enforcement  
**Project Sub Recipient:** Wyoming Association of Sheriffs and Chiefs of Police (WASCOP)

**Local Benefit:** 100%

**Capital Equipment:** N/A

**Performance Target:** C9

**Project Number:** M5IS-2016-16-M5-02  
**Project Name:** Governor’s Council on Impaired Driving Facilitator  
**Project Sub Recipient:** Johnson and Associates

**Project:**

The primary role of government is to protect the health, safety and welfare of its citizens. Impaired driving is a major cause of preventable deaths and injuries in traffic crashes. More effective policies and programs to deal with impaired driving issues in order to reduce impaired driving can be developed through ongoing work by a dedicated team. Wyoming’s citizens support and will benefit from a proactive approach to preventing deaths, injuries and the costs associated with impaired driving.

The project activities include:

- Facilitate the work of the Governor's Council on Impaired Driving;
- Provide a forum for research, discussion and planning to reduce the incidence of impaired driving in Wyoming;
- Identify priority issues and prevention strategies related to impaired driving; Coordinate and implement;
- Report the activities of the Council to the Governor;
- Maintain the Council’s public website: <http://www.wygcid.org>;
- Request approval for Council members to travel out-of-state to attend impaired driving conferences.

**Evaluation Measures:** Provide a final reporting of all project activities and how they correlated in meeting Objectives and the overall Performance Measures by October 15, 2016.

**Project Funding Source:** 405d

<b>Budget Summary:</b>	Personal Services	\$100,350.00
	Travel/Training	\$ 18,000.00
	Contractual	\$ 0.00
	Equipment	\$ 0.00
	Other Direct Costs	\$ 70,000.00
	Indirect Costs	<u>\$ 0.00</u>
	<b>Sub Total</b>	\$188,350.00
	WYDOT Indirect Cost (8.23%)	<u>\$ 15,501.21</u>
	<b>Total</b>	\$203,851.21

**Project Number:** M5IS-2016-16-M5-02 - Continued  
**Project Name:** Governor's Council on Impaired Driving Facilitator  
**Project Sub Recipient:** Johnson and Associates

**Local Benefit:** 0%

**Capital Equipment:** N/A

**Performance Target:** C5

**Project Number:** M5IS-2016-16-M5-06  
**Project Name:** Traffic Safety Resource Prosecutor (TSRP)  
**Project Sub Recipient:** City of Laramie

**Project:**

The TSRP position is designed to address the needs of prosecutors who contend with traffic safety problems in Wyoming. The TSRP program was created to provide local law enforcement and prosecutors with a veteran prosecutor, specializing in traffic safety issues with an emphasis in impaired driving, who supports their efforts through training, education, legal research, and technical assistance. The goals of the TSRP program are to develop strategies and tactics aimed at reducing impaired driving, and to improve the quality of the investigations and prosecutions around the state. The focus of this position is on solving the many problems associated with violation of Wyoming traffic laws. This position is especially important as it relates to DUI enforcement and prosecution. Wyoming ranks among the top in the nation when it comes to DWUI fatalities. There is a considerable need for DWUI education for prosecutors and law enforcement, which the TSRP program is designed to accomplish.

This project will:

- Increase successful investigations/prosecutions of driving while under the influence cases;
- Train prosecutors and law enforcement personnel in the areas of SFST, ARIDE, and DRE trainings;
- Conduct presentations/webinars/trainings as appropriate to educate Wyoming prosecutors, law enforcement, and other agencies;
- Maintain and manage the TSRP section on the WYDOT website which includes adding important links and resources as they come up;
- Serve as a liaison between prosecutors, courts, the DMV, law enforcement agencies, and other traffic safety professionals on traffic safety issues;
- Attend National, Regional, and State Trainings and Conferences related to Traffic Safety to remain current on traffic safety issues;
- Be a resource for the Governor's Council on Impaired Driving, and the WASCOP Traffic Safety Committee.

**Evaluation Measures:** Provide a final reporting of all project activities and how they correlated in meeting Objectives and the overall Performance Measures by October 15, 2016.

**Project Funding Source:** 405d

**Project Number:** M5IS-2016-16-M506- - Continued  
**Project Name:** Traffic Safety Resource Prosecutor (TSRP)  
**Project Sub Recipient:** City of Laramie

		405d	City of Laramie
<b>Budget Summary:</b>	Personal Services	\$123,252.00	\$ 52,555.00
	Travel/Training	\$ 20,100.00	\$ 0.00
	Contractual	\$ 1,250.00	\$ 0.00
	Non-Major Equipment	\$ 0.00	\$ 0.00
	Other Direct Costs	\$ 5,600.00	\$ 14,200.00
	Indirect Costs	<u>\$ 0.00</u>	<u>\$ 0.00</u>
	<b>Sub Total</b>	\$150,202.00	\$ 66,755.00
	WYDOT Indirect Cost (8.23%)	<u>\$ 12,361.63</u>	<u>\$ 0.00</u>
	<b>Total</b>	\$162,563.63	\$216,957.00

**Local Benefit:** 0%

**Capital Equipment:** N/A

**Performance Target:** C5



**Project Number:** M5OT-2016-16-M5-01  
**Project Name:** Law Enforcement Coordination – Alcohol  
**Project Sub Recipient:** Wyoming Association of Sheriffs and Chiefs of Police (WASCOP)

**Project:**

WASCOP, through the oversight and direction provided by the Association’s standing committee on Traffic Safety, will oversee the administration of the of the Selective Traffic Enforcement Program grants. There are approximately 75 individual grant applications each year. The efficient administration of these grants and the effective coordination of all local grant funded enforcement activities is a critical component of the state’s Highway Safety Plan. The process must satisfy NHTSA and WYDOT Highway Safety Office requirements, rules and regulations.

This project will coordinate the Enhanced Impaired Driving Enforcement Initiative with input from the Traffic Safety Committee. This consolidated approach will result in effective and coordinated grant funded enforcement activities associated with national, state, local and targeted events.

- Process and administer all authorized Highway Safety Selective Traffic Enforcement Program grants for FY 2016;
- Assess and improve existing law enforcement grants management system;
- Maintain with the HSO the online/consolidated grant reporting system currently in use;
- Provide all grant announcements, information and follow-up to law enforcement agencies
- Monitor and record event activity reports submitted by grantee agencies;
- Provide the Highway Safety Office with official reports of law enforcement overtime grant activities and productivity numbers; of contribution to state core measures;
- Review vouchers submitted by grantee agencies for accuracy and conformity with grant requirements and process reimbursement payments;
- Ensure that all necessary and required grant documentation is reported and recorded;
- Provide campaign media/events assistance to local law enforcement agencies;
- Coordinate all state activities with national initiatives;
- Assist coordination of all local and state traffic safety initiatives;
- Travel as required to facilitate/participate in Traffic Safety Committee meetings, including travel associated with in-state and out-of-state Traffic Safety Conferences as needed or that are specifically related to this project;
- Submit monthly administrative overview and summary report of all grant activity to HSO;
- Schedule and coordinate/facilitate regional or statewide meetings for all law enforcement grantee agencies as needed, directed by HSO;
- Coordinate the FY2017 grant application process for law enforcement;

Revised: November 6, 2015

**Project Number:** M5OT-2016-16-M5-01- Continued  
**Project Name:** Law Enforcement Coordination – Alcohol  
**Project Sub Recipient:** Wyoming Association of Sheriffs and Chiefs of Police (WASCOP)

- Provide technical assistance and coordination services upon request of grantee agencies or as directed by WASCOP or Highway Safety Office;
- Provide technical assistance and staffing services for the WASCOP's Traffic Safety Committee;
- Maintain a communication/project management system for all participants;
- Schedule meetings of designated representatives of the HSO, WASCOP and Johnson and Associates to review the status of the grant administration process and to discuss relative issues or concerns.

**Evaluation Measures:** Provide a final reporting of all project activities and how they correlated in meeting Objectives and the overall Performance Measures by October 15, 2016.

**Project Funding Source:** 405d

<b>Budget Summary:</b>	Personal Services		\$ 75,000.00	
	Travel/Training		\$ 8,500.00	
	Contractual		\$ 0.00	
	Equipment		\$ 0.00	
	Other Direct Costs		\$ 5,270.00	
	Indirect Costs	9.25% 10.35%	<del>\$ 8,211.23</del>	\$ 9,187.70
		<b>Sub Total</b>	<del>\$ 96,981.23</del>	\$ 97,757.70
	WYDOT Indirect Cost (8.23%)		<del>\$ 7,951.56</del>	\$ 8,061.92
		<b>Total</b>	\$104,962.78	\$106,019.61

**Local Benefit:** 0%

**Capital Equipment:** N/A

**Performance Target:** C1, C2, C5

Revised: November 6, 2015

**Project Number:** M5OT-2016-16-M5-02  
**Project Name:** Alcohol Assessment  
**Project Sub Recipient:** Highway Safety Office

**Project:**

Alcohol was involved in 67.69% of all custodial arrests. Driving under the influence arrests accounted for 29.6% of all arrests with an average reported blood alcohol content (BAC) statewide of 0.1556. Forty-seven percent of the persons arrested for DUI had a reported BAC level above 0.16 and nine percent had a BAC of 0.24 or greater. The average reported BAC for 671 persons who were arrested for DUI after being involved in a traffic crash was 0.16. The age group (in 5-year increments) with the highest percentage of DUI arrests was age 21 – 25 (20%), followed by age 26-30 (14%) and 31-35 (12%). (Source: 2013 Alcohol and Crime in Wyoming).

This project will:

- Conduct an Alcohol Assessment

**Evaluation Measures:** Provide a final reporting of all project activities and how they correlated in meeting Objectives and the overall Performance Measures by October 15, 2016.

**Project Funding Source:** 405d

<b>Budget Summary:</b>	Personal Services	\$ 0.00
	Travel/Training	\$ 0.00
	Contractual	\$25,000.00
	Equipment	\$ 0.00
	Other Direct Costs	\$ 0.00
	Indirect Costs	<u>\$ 0.00</u>
	<b>Sub Total</b>	\$25,000.00
	WYDOT Indirect Cost (8.23%)	<u>\$ 2,057.50</u>
	<b>Total</b>	\$27,057.50

**Local Benefit:** 0%

**Capital Equipment:** N/A

**Performance Target:** C5

## Table of Contents

Process for Identifying Wyoming’s Highway Safety Problem Areas .....	1-8
Performance Goals, Measure of Success .....	9-20
State Crash Data.....	21-39
Highway Safety Plan Cost Summary.....	40-45a
Match Summary Report.....	46
Projects by Core Measure .....	47-48
Federal Funds 402.....	
P&A .....	49
MC .....	50
PT .....	51-57
RS.....	58-64
SA .....	65-75
PM.....	76-79
154AL - Alcohol .....	80-87
SAFETEA-LU 405 – Occupant Protection.....	88-90
SAFETEA-LU 408 Traffic Records .....	91
SAFETEA-LU 410 Alcohol .....	92-102
MAP 21 405b Occupant Protection .....	103-108
MAP 21 405c Data Program.....	109-119
MAP 21 405d Impaired Driving Program .....	120-137
MAP 21 405f – Motorcycle Awareness.....	138
Highway Safety Non-funding Projects .....	140-141
Appendix A State 402 Certifications and Assurances (23 USC Chapter 4).....	A1-A10
Appendix D - State 405 Certifications and Assurances (23 USC 405) .....	A11-A24
Appendix D - Summary .....	A25-A31
Appendix D - State 405 405b .....	B1-B93
Appendix D - State 405 405c .....	C1-C185
Appendix D - State 405 405d .....	D1-D163
Appendix D - State 405 405e .....	E1-E4
Appendix D - State 405 405f .....	F1-F45
Appendix D - State 405 405g .....	G1

**Project Number:** M9MA-2016-16-M9-01  
**Project Name:** Motorcycle Awareness  
**Project Sub Recipient:** Highway Safety Office

**Project:**

The Highway Safety Office will lower the number of fatalities through heightened public awareness of motorcycles on the roadway, develop an informative website, and improve the recruitment and training elements for motorcycle rider coaches.

This project will include planned activities for:

- Wyoming's short motorcycle riding season;
- The Sturgis and Ham 'n Jam rallies.

**Evaluation Measures:** Provide a final reporting of all project activities and how they correlated in meeting Objectives and the overall Performance Measures by October 15, 2016.

**Project Funding Source:** 405f

<b>Budget Summary:</b>	Personal Services	\$	0.00	
	Travel/Training	\$	0.00	
	Contractual	\$48,000.00		\$40,000.00
	Equipment	\$	0.00	
	Other Direct Costs	\$	0.00	
	Indirect Costs	\$	0.00	
	<b>Sub Total</b>	\$48,000.00		\$40,000.00
	WYDOT Indirect Cost (8.23%)	<del>\$ 3,950.00</del>		<u>\$ 3,292.00</u>
	<b>Total</b>	\$51,950.40		\$43,292.00

**Local Benefit:** 0%

**Capital Equipment:** N/A

**Performance Target:** C7, C8

**PROJECTS FUNDED**

**BY**

**OTHER TRAFFIC SAFETY PARTNERS**



## Wyoming Department of Transportation (WYDOT) Bicycle /Pedestrian Program

Since the passage of the Intermodal Surface Transportation Efficiency Act of 1991, the Federal Highway Administration (FHWA) has adopted a strategy to integrate bicycling and walking into the nation's transportation system.

WYDOT intends to integrate consideration of the needs of pedestrians and bicyclists in its planning and project development processes to produce a transportation system with true modal choices. This plan will not propose specific improvement projects to better accommodate bicycling and walking in the Wyoming transportation system. Instead, it provides general principles and guidance for WYDOT to provide for and improve bicycle and pedestrian transportation. This plan also provides guidance for local governments in Wyoming for developing their own bicycle and pedestrian plans and facilities.

The WYDOT Bicycle/Pedestrian Program will continue to be a clearinghouse for current planning information and design guidance for non-motorized transportation facilities. The Program staff will be available to assist other WYDOT programs and local communities in facility selection and design.

### Laramie County DUI Victim Impact Panel

"The Mission of the Laramie County DUI Victim Impact Panel is to stop drunk and drugged driving and create awareness regarding the tragic consequences of this crime."

The DUI Victim Impact Panel is comprised of individuals who have had their lives dramatically altered because of a drunk driving crash. Panel members share their stories with attendees in the hopes of reducing injury and death.



### MADD Wyoming

Founded by a mother whose daughter was killed by a drunk driver, Mothers Against Drunk Driving® (MADD) is the nation's largest nonprofit working to protect families from drunk driving and underage drinking. With the help of those who want a safer future, MADD's Campaign to Eliminate Drunk Driving® will end this danger on America's roads. PowerTalk 21™ is the national day for parents to talk with their kids about alcohol, using the proven strategies of Power of Parents, It's Your Influence™ to reduce the risk of underage drinking. And as one of the largest victim services organizations in the U.S., MADD also supports drunk driving victims and survivors at no charge, serving one person every 10 minutes at 1-877-MADD-HELP. Learn more at [www.madd.org](http://www.madd.org) or call 1-877-ASK-MADD.